

# Local Market Update – October 2021

A RESEARCH TOOL PROVIDED BY THE COLUMBUS REALTORS®  
BASED ON RESIDENTIAL LISTING DATA ONLY



## Hilliard City School District

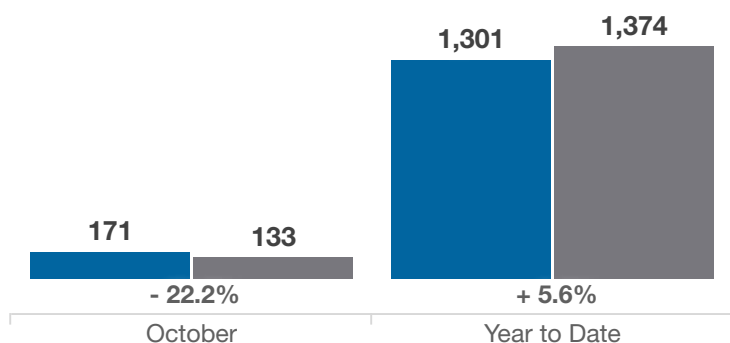
Franklin County

Key Metrics	October			Year to Date		
	2020	2021	% Change	Thru 10-2020	Thru 10-2021	% Change
Closed Sales	171	133	- 22.2%	1,301	1,374	+ 5.6%
In Contracts	176	153	- 13.1%	1,378	1,420	+ 3.0%
Average Sales Price*	\$287,781	\$342,794	+ 19.1%	\$284,295	\$331,771	+ 16.7%
Median Sales Price*	\$270,000	\$300,000	+ 11.1%	\$265,000	\$302,000	+ 14.0%
Average Price Per Square Foot*	\$159.08	\$189.41	+ 19.1%	\$155.76	\$182.50	+ 17.2%
Percent of Original List Price Received*	100.9%	102.5%	+ 1.6%	100.6%	104.5%	+ 3.9%
Percent of Last List Price Received*	101.3%	102.9%	+ 1.6%	101.1%	104.5%	+ 3.4%
Days on Market Until Sale	12	8	- 33.3%	17	10	- 41.2%
New Listings	176	120	- 31.8%	1,451	1,468	+ 1.2%
Median List Price of New Listings	\$274,950	\$289,000	+ 5.1%	\$265,000	\$289,900	+ 9.4%
Median List Price at Time of Sale	\$265,000	\$290,000	+ 9.4%	\$259,900	\$285,900	+ 10.0%
Inventory of Homes for Sale	100	53	- 47.0%	—	—	—
Months Supply of Inventory	0.8	0.4	- 50.0%	—	—	—

\* Does not account for sale concessions and/or downpayment assistance. | Percent changes are calculated using rounded figures and can sometimes look extreme due to small sample size.

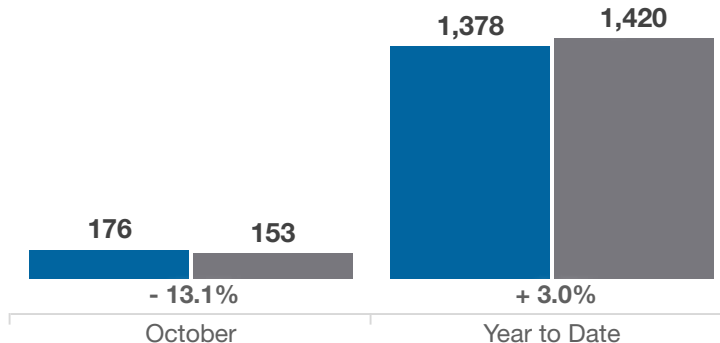
### Closed Sales

■ 2020 ■ 2021



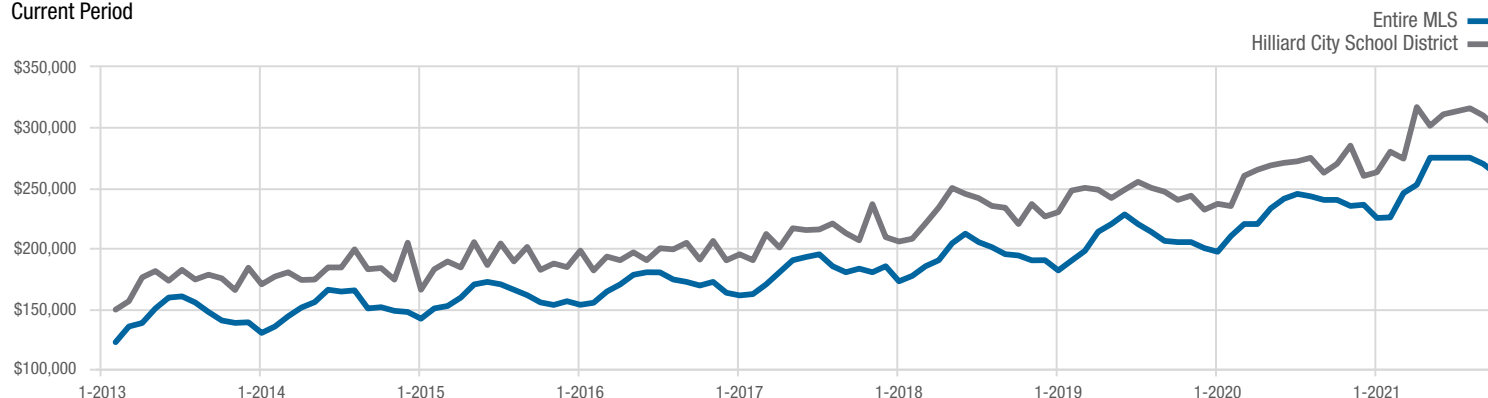
### In Contracts

■ 2020 ■ 2021



### Median Sales Price

Current Period



Each data point represents the median sales price in a given month.

# Local Market Update – October 2021

A RESEARCH TOOL PROVIDED BY THE COLUMBUS REALTORS®  
BASED ON RESIDENTIAL LISTING DATA ONLY

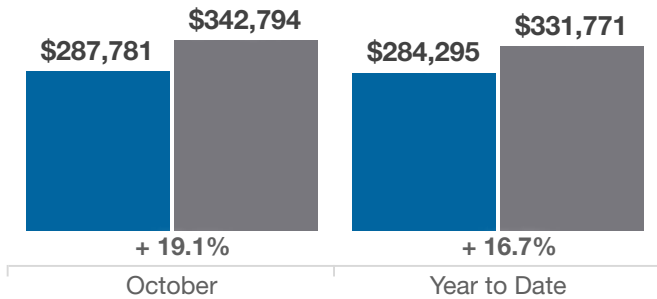


## Hilliard City School District

Franklin County

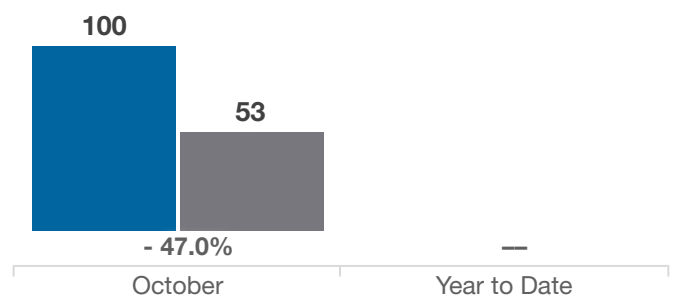
### Average Sales Price

■ 2020 ■ 2021



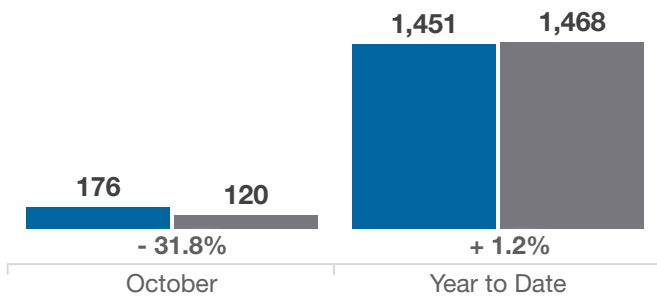
### Inventory of Homes for Sale

■ 2020 ■ 2021



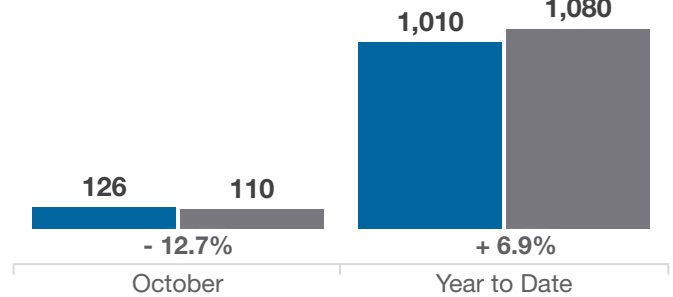
### New Listings

■ 2020 ■ 2021



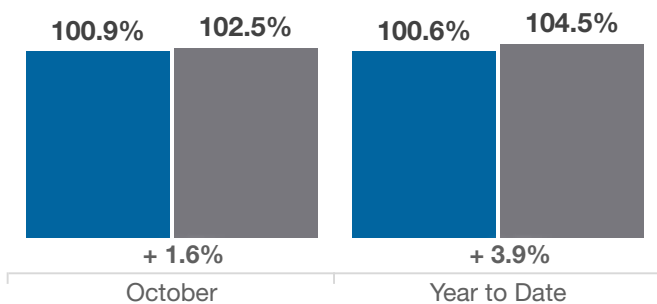
### Single Family Sales

■ 2020 ■ 2021



### Pct. Of Orig. List Price Received

■ 2020 ■ 2021



### Condo Sales

■ 2020 ■ 2021

