

Local Market Update – October 2021

A RESEARCH TOOL PROVIDED BY THE COLUMBUS REALTORS®
BASED ON RESIDENTIAL LISTING DATA ONLY



Jonathan Alder Local School District (Plain City)

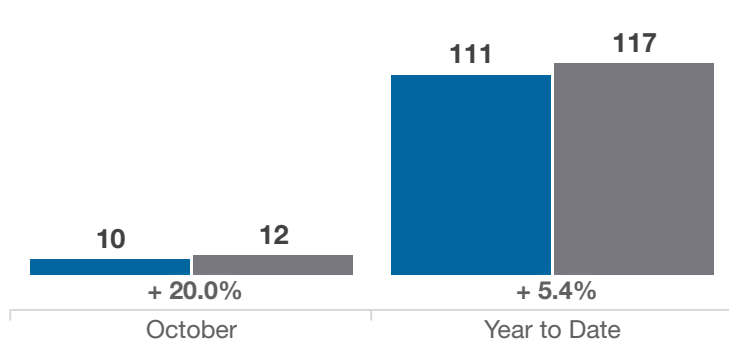
Madison and Union Counties

Key Metrics	October			Year to Date		
	2020	2021	% Change	Thru 10-2020	Thru 10-2021	% Change
Closed Sales	10	12	+ 20.0%	111	117	+ 5.4%
In Contracts	7	23	+ 228.6%	115	127	+ 10.4%
Average Sales Price*	\$395,900	\$320,273	- 19.1%	\$322,826	\$386,748	+ 19.8%
Median Sales Price*	\$332,100	\$320,000	- 3.6%	\$315,500	\$381,615	+ 21.0%
Average Price Per Square Foot*	\$175.95	\$179.45	+ 2.0%	\$161.17	\$182.65	+ 13.3%
Percent of Original List Price Received*	96.5%	95.3%	- 1.2%	98.9%	99.5%	+ 0.6%
Percent of Last List Price Received*	96.7%	99.3%	+ 2.7%	99.5%	100.5%	+ 1.0%
Days on Market Until Sale	17	21	+ 23.5%	32	13	- 59.4%
New Listings	12	17	+ 41.7%	117	133	+ 13.7%
Median List Price of New Listings	\$317,400	\$349,900	+ 10.2%	\$324,900	\$389,900	+ 20.0%
Median List Price at Time of Sale	\$329,900	\$329,900	0.0%	\$319,900	\$374,900	+ 17.2%
Inventory of Homes for Sale	15	12	- 20.0%	—	—	—
Months Supply of Inventory	1.4	1.0	- 28.6%	—	—	—

* Does not account for sale concessions and/or downpayment assistance. | Percent changes are calculated using rounded figures and can sometimes look extreme due to small sample size.

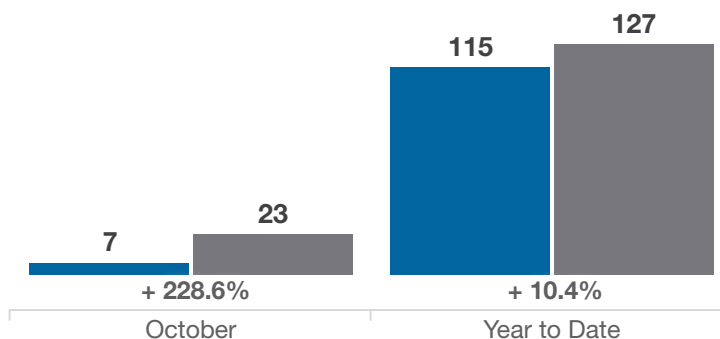
Closed Sales

■ 2020 ■ 2021



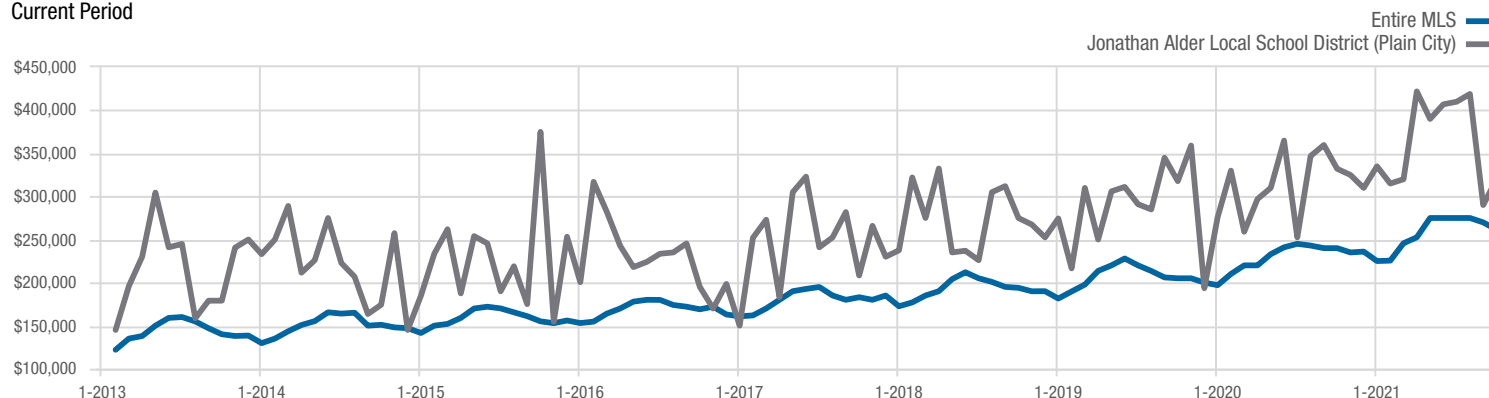
In Contracts

■ 2020 ■ 2021



Median Sales Price

Current Period



Each data point represents the median sales price in a given month.

Local Market Update – October 2021

A RESEARCH TOOL PROVIDED BY THE COLUMBUS REALTORS®
BASED ON RESIDENTIAL LISTING DATA ONLY

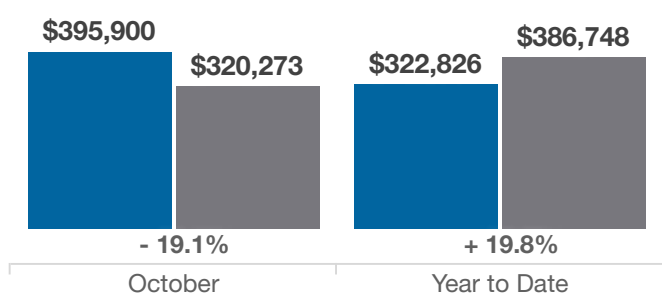


Jonathan Alder Local School District (Plain City)

Madison and Union Counties

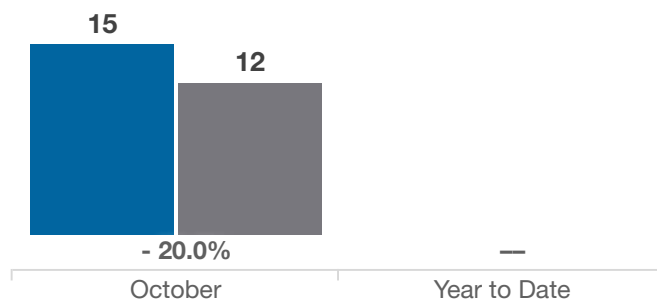
Average Sales Price

■ 2020 ■ 2021



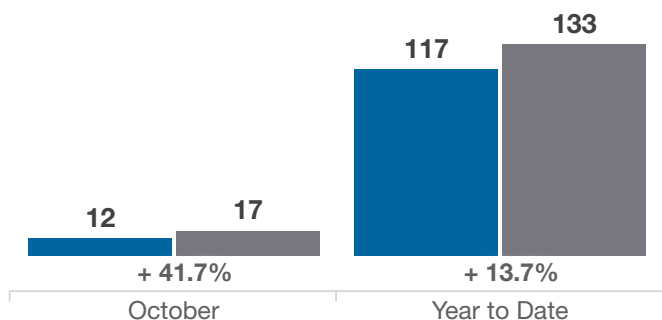
Inventory of Homes for Sale

■ 2020 ■ 2021



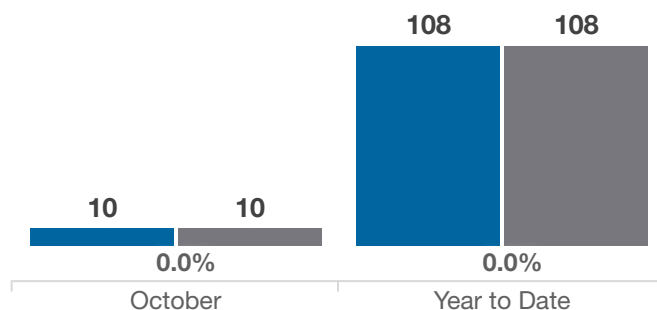
New Listings

■ 2020 ■ 2021



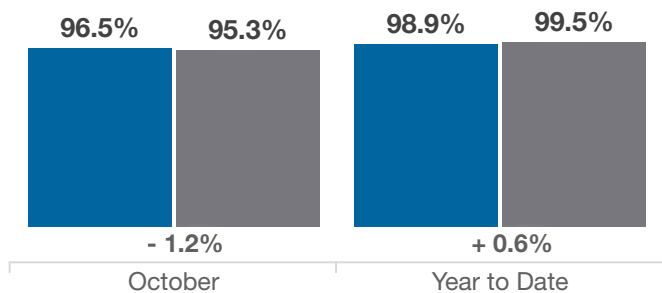
Single Family Sales

■ 2020 ■ 2021



Pct. Of Orig. List Price Received

■ 2020 ■ 2021



Condo Sales

■ 2020 ■ 2021

