

Local Market Update – October 2021

A RESEARCH TOOL PROVIDED BY THE COLUMBUS REALTORS®
BASED ON RESIDENTIAL LISTING DATA ONLY



Minerva Park (Corp.)

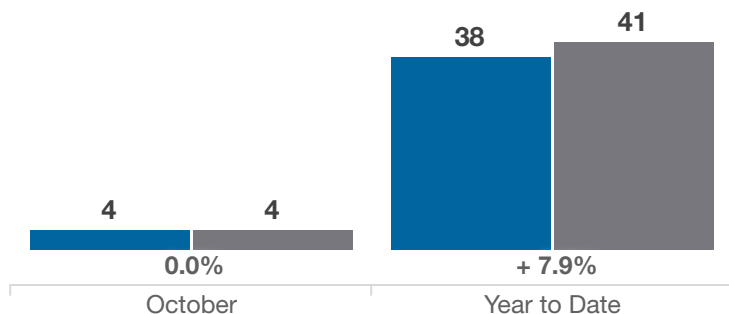
Franklin County

Key Metrics	October			Year to Date		
	2020	2021	% Change	Thru 10-2020	Thru 10-2021	% Change
Closed Sales	4	4	0.0%	38	41	+ 7.9%
In Contracts	4	3	- 25.0%	39	41	+ 5.1%
Average Sales Price*	\$272,500	\$309,944	+ 13.7%	\$271,050	\$306,460	+ 13.1%
Median Sales Price*	\$270,000	\$307,389	+ 13.8%	\$277,950	\$305,000	+ 9.7%
Average Price Per Square Foot*	\$187.36	\$166.88	- 10.9%	\$156.60	\$177.93	+ 13.6%
Percent of Original List Price Received*	102.6%	100.4%	- 2.1%	97.2%	104.0%	+ 7.0%
Percent of Last List Price Received*	101.2%	101.9%	+ 0.7%	99.3%	104.2%	+ 4.9%
Days on Market Until Sale	9	13	+ 44.4%	33	8	- 75.8%
New Listings	5	1	- 80.0%	42	43	+ 2.4%
Median List Price of New Listings	\$280,000	\$250,000	- 10.7%	\$279,950	\$295,000	+ 5.4%
Median List Price at Time of Sale	\$272,950	\$299,889	+ 9.9%	\$277,400	\$299,900	+ 8.1%
Inventory of Homes for Sale	5	2	- 60.0%	—	—	—
Months Supply of Inventory	1.2	0.5	- 58.3%	—	—	—

* Does not account for sale concessions and/or downpayment assistance. | Percent changes are calculated using rounded figures and can sometimes look extreme due to small sample size.

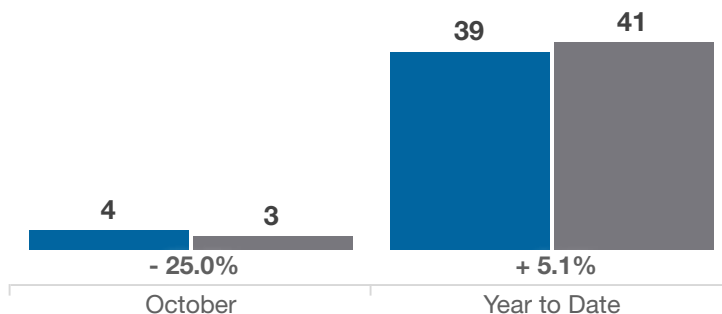
Closed Sales

■ 2020 ■ 2021



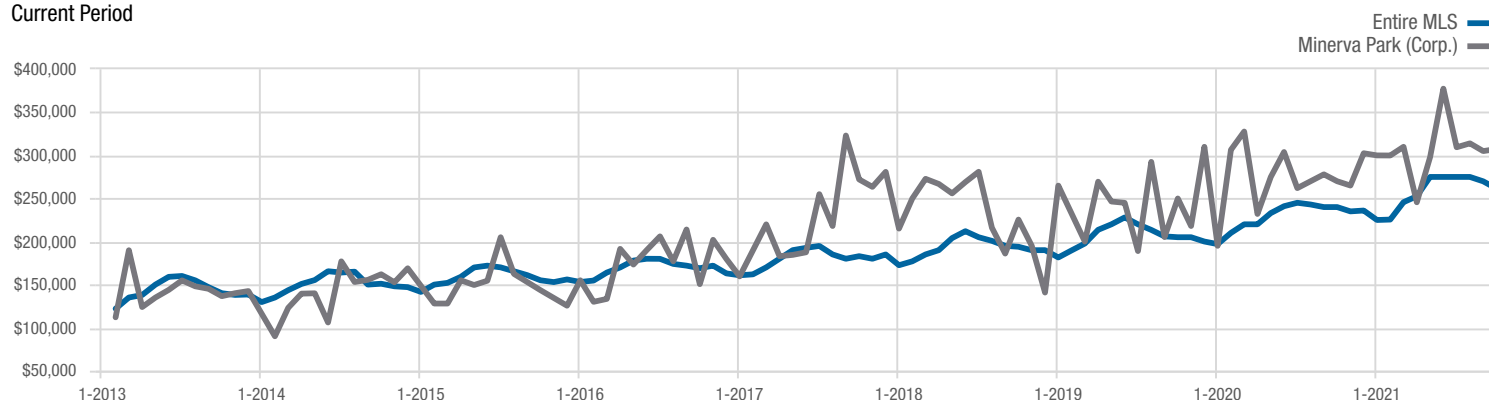
In Contracts

■ 2020 ■ 2021



Median Sales Price

Current Period



Each data point represents the median sales price in a given month.

Local Market Update – October 2021

A RESEARCH TOOL PROVIDED BY THE COLUMBUS REALTORS®
BASED ON RESIDENTIAL LISTING DATA ONLY

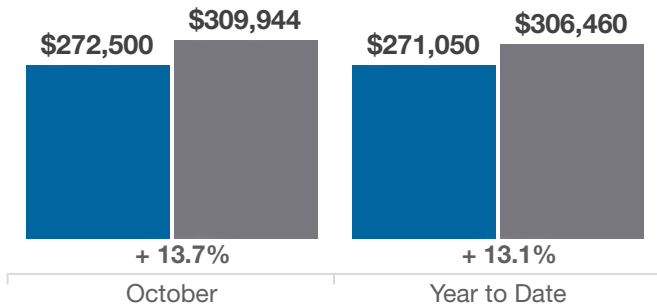


Minerva Park (Corp.)

Franklin County

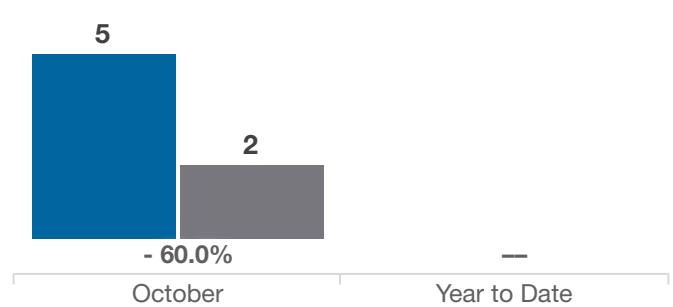
Average Sales Price

■ 2020 ■ 2021



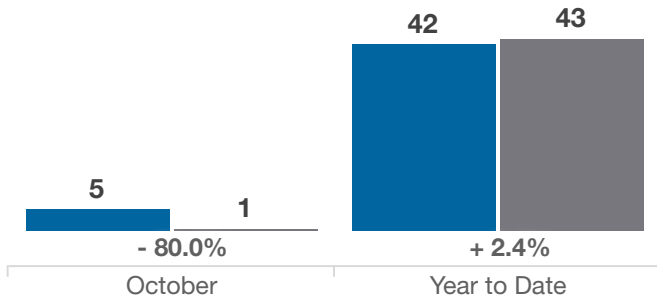
Inventory of Homes for Sale

■ 2020 ■ 2021



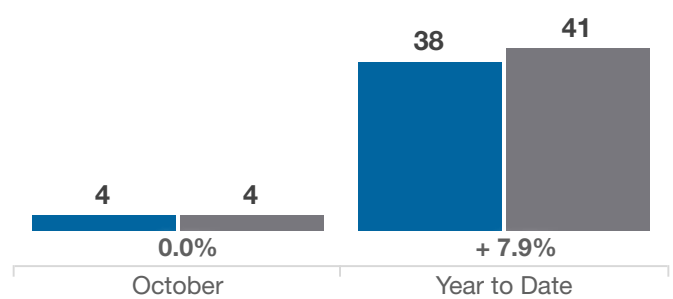
New Listings

■ 2020 ■ 2021



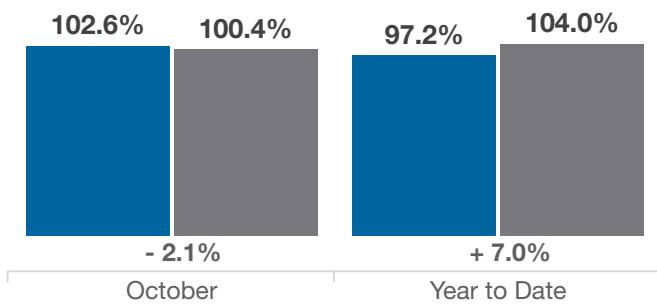
Single Family Sales

■ 2020 ■ 2021



Pct. Of Orig. List Price Received

■ 2020 ■ 2021



Condo Sales

■ 2020 ■ 2021

