

# Local Market Update – October 2021

A RESEARCH TOOL PROVIDED BY THE COLUMBUS REALTORS®  
BASED ON RESIDENTIAL LISTING DATA ONLY



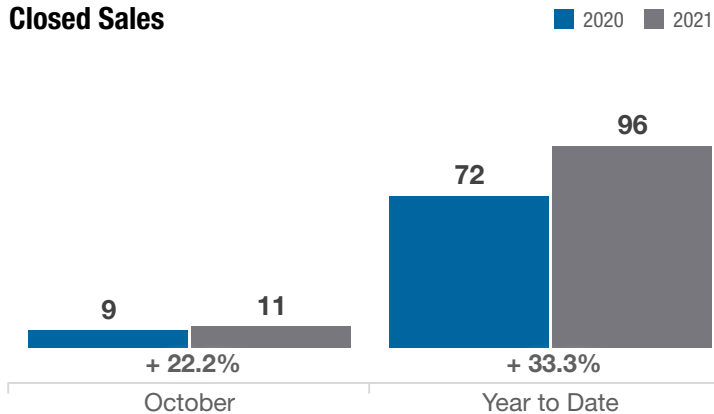
## Obetz (Corp.)

Franklin County

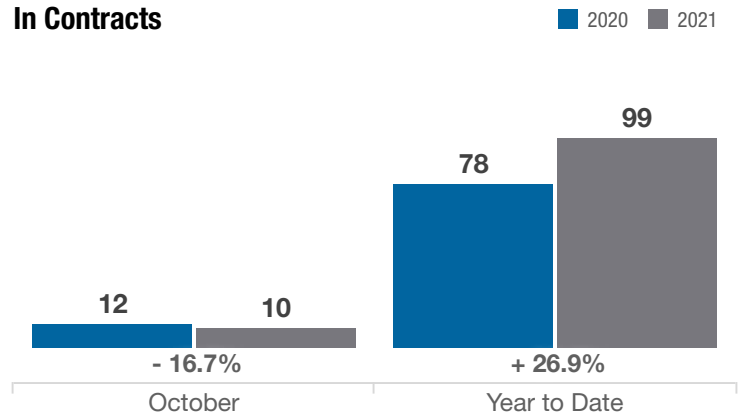
Key Metrics	October			Year to Date		
	2020	2021	% Change	Thru 10-2020	Thru 10-2021	% Change
Closed Sales	9	11	+ 22.2%	72	96	+ 33.3%
In Contracts	12	10	- 16.7%	78	99	+ 26.9%
Average Sales Price*	\$194,692	\$252,213	+ 29.5%	\$202,563	\$246,047	+ 21.5%
Median Sales Price*	\$189,900	\$260,000	+ 36.9%	\$190,250	\$242,000	+ 27.2%
Average Price Per Square Foot*	\$119.72	\$142.43	+ 19.0%	\$118.85	\$136.64	+ 15.0%
Percent of Original List Price Received*	100.6%	102.4%	+ 1.8%	100.0%	103.1%	+ 3.1%
Percent of Last List Price Received*	101.2%	103.3%	+ 2.1%	100.4%	102.3%	+ 1.9%
Days on Market Until Sale	8	6	- 25.0%	29	11	- 62.1%
New Listings	10	12	+ 20.0%	87	108	+ 24.1%
Median List Price of New Listings	\$194,900	\$282,450	+ 44.9%	\$186,500	\$238,470	+ 27.9%
Median List Price at Time of Sale	\$179,900	\$239,000	+ 32.9%	\$189,900	\$230,000	+ 21.1%
Inventory of Homes for Sale	10	7	- 30.0%	—	—	—
Months Supply of Inventory	1.4	0.7	- 50.0%	—	—	—

\* Does not account for sale concessions and/or downpayment assistance. | Percent changes are calculated using rounded figures and can sometimes look extreme due to small sample size.

### Closed Sales

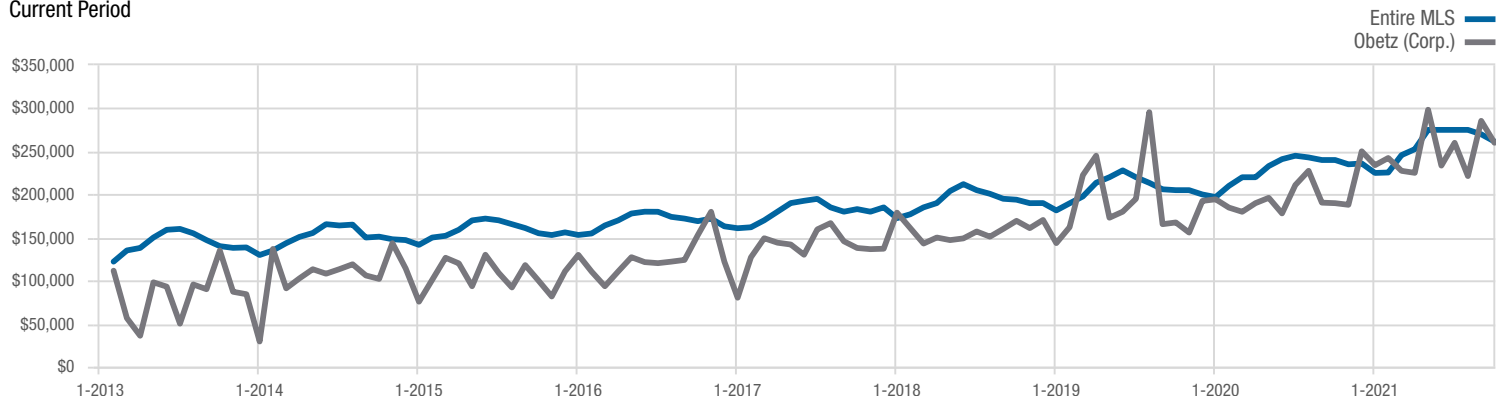


### In Contracts



### Median Sales Price

Current Period



Each data point represents the median sales price in a given month.

# Local Market Update – October 2021

A RESEARCH TOOL PROVIDED BY THE COLUMBUS REALTORS®  
BASED ON RESIDENTIAL LISTING DATA ONLY

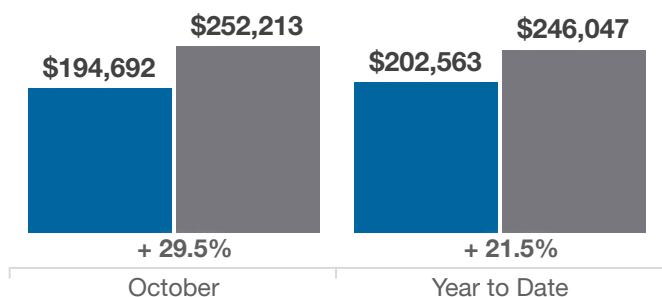


## Obetz (Corp.)

Franklin County

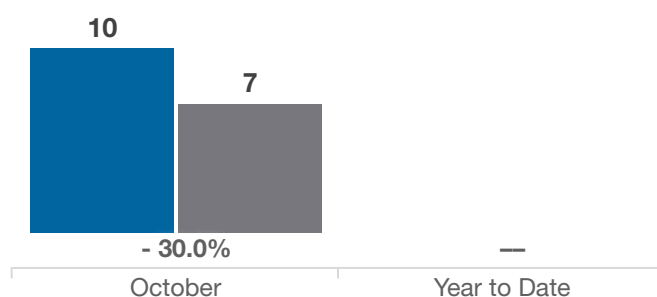
### Average Sales Price

■ 2020 ■ 2021



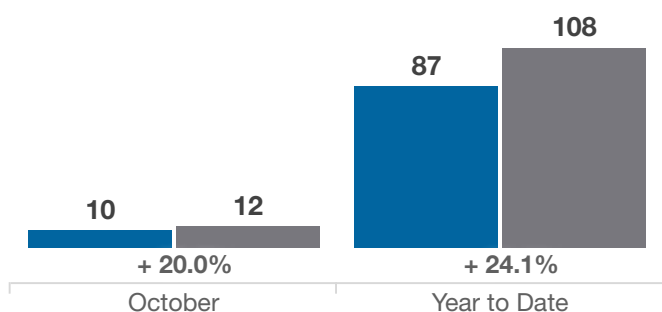
### Inventory of Homes for Sale

■ 2020 ■ 2021



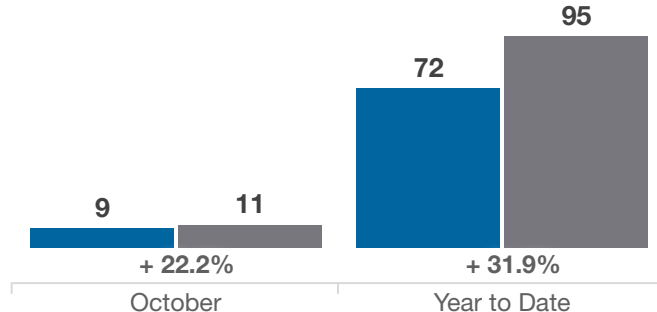
### New Listings

■ 2020 ■ 2021



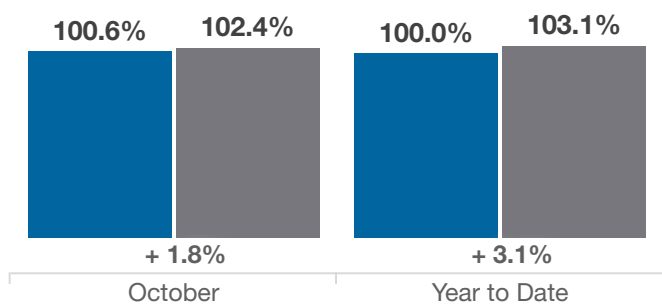
### Single Family Sales

■ 2020 ■ 2021



### Pct. Of Orig. List Price Received

■ 2020 ■ 2021



### Condo Sales

■ 2020 ■ 2021

