

# Local Market Update – October 2021

A RESEARCH TOOL PROVIDED BY THE COLUMBUS REALTORS®  
BASED ON RESIDENTIAL LISTING DATA ONLY



## Pickerington Local School District

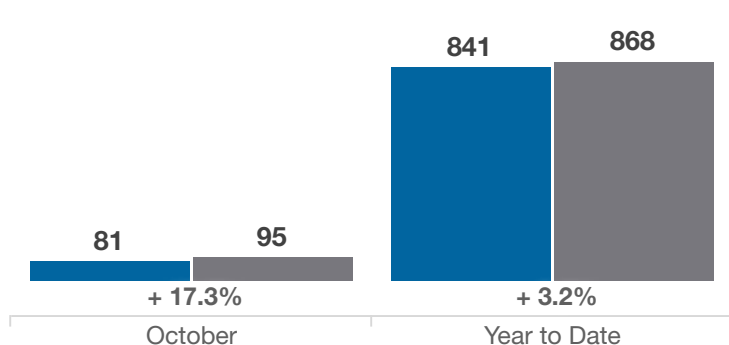
Franklin and Fairfield Counties

Key Metrics	October			Year to Date		
	2020	2021	% Change	Thru 10-2020	Thru 10-2021	% Change
Closed Sales	81	95	+ 17.3%	841	868	+ 3.2%
In Contracts	75	91	+ 21.3%	867	934	+ 7.7%
Average Sales Price*	\$287,349	\$347,039	+ 20.8%	\$288,685	\$348,146	+ 20.6%
Median Sales Price*	\$275,000	\$350,000	+ 27.3%	\$276,000	\$337,000	+ 22.1%
Average Price Per Square Foot*	\$134.88	\$163.41	+ 21.2%	\$129.25	\$154.21	+ 19.3%
Percent of Original List Price Received*	101.7%	104.0%	+ 2.3%	100.1%	104.4%	+ 4.3%
Percent of Last List Price Received*	101.3%	103.9%	+ 2.6%	100.3%	104.1%	+ 3.8%
Days on Market Until Sale	15	10	- 33.3%	26	10	- 61.5%
New Listings	85	70	- 17.6%	879	965	+ 9.8%
Median List Price of New Listings	\$279,950	\$334,700	+ 19.6%	\$276,750	\$325,000	+ 17.4%
Median List Price at Time of Sale	\$269,900	\$339,900	+ 25.9%	\$274,900	\$320,000	+ 16.4%
Inventory of Homes for Sale	59	30	- 49.2%	—	—	—
Months Supply of Inventory	0.7	0.3	- 57.1%	—	—	—

\* Does not account for sale concessions and/or downpayment assistance. | Percent changes are calculated using rounded figures and can sometimes look extreme due to small sample size.

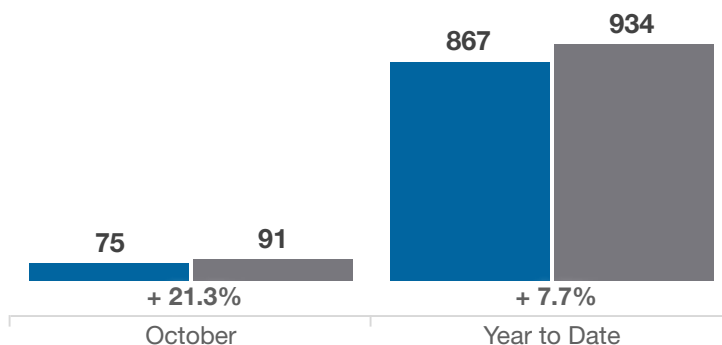
### Closed Sales

■ 2020 ■ 2021



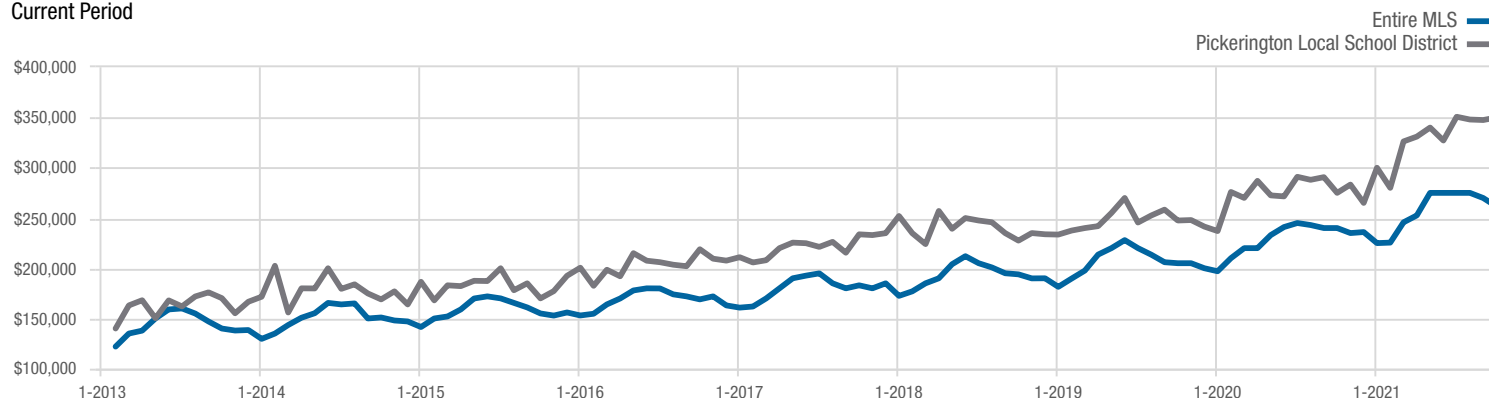
### In Contracts

■ 2020 ■ 2021



### Median Sales Price

Current Period



Each data point represents the median sales price in a given month.

# Local Market Update – October 2021

A RESEARCH TOOL PROVIDED BY THE COLUMBUS REALTORS®  
BASED ON RESIDENTIAL LISTING DATA ONLY

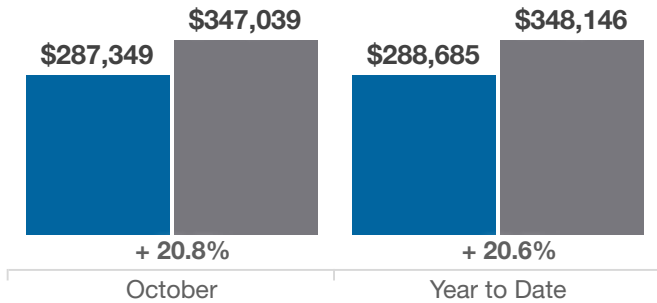


## Pickerington Local School District

Franklin and Fairfield Counties

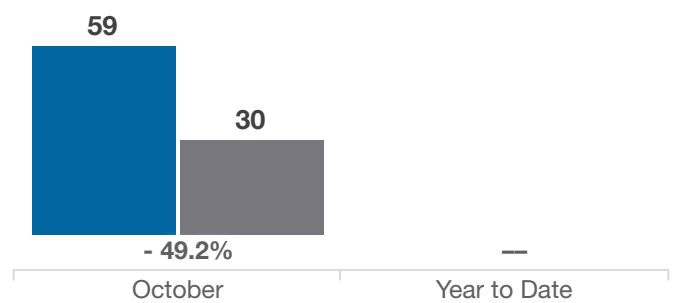
### Average Sales Price

■ 2020 ■ 2021



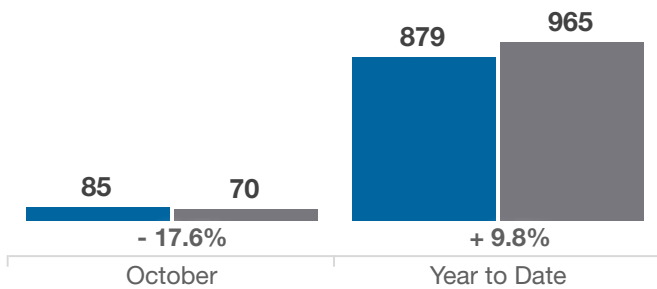
### Inventory of Homes for Sale

■ 2020 ■ 2021



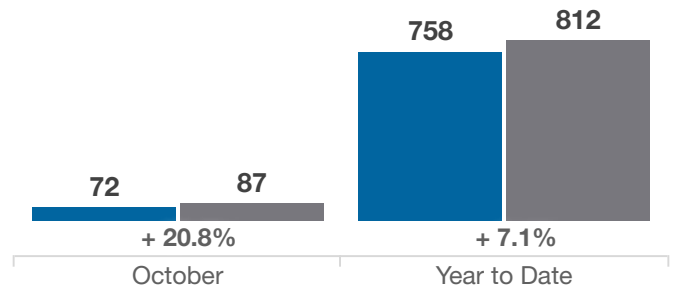
### New Listings

■ 2020 ■ 2021



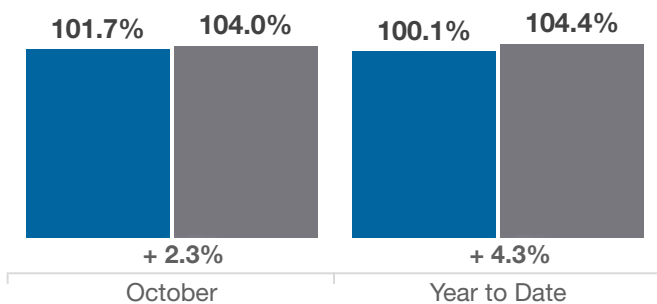
### Single Family Sales

■ 2020 ■ 2021



### Pct. Of Orig. List Price Received

■ 2020 ■ 2021



### Condo Sales

■ 2020 ■ 2021

