

Local Market Update – October 2021

A RESEARCH TOOL PROVIDED BY THE COLUMBUS REALTORS®
BASED ON RESIDENTIAL LISTING DATA ONLY



Reynoldsburg City School District

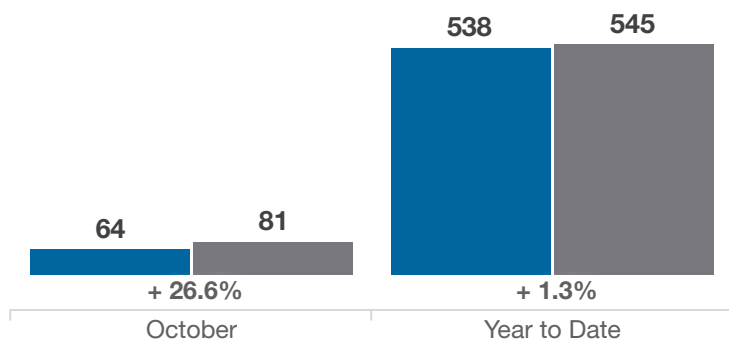
Franklin, Fairfield and Licking Counties

Key Metrics	October			Year to Date		
	2020	2021	% Change	Thru 10-2020	Thru 10-2021	% Change
Closed Sales	64	81	+ 26.6%	538	545	+ 1.3%
In Contracts	64	80	+ 25.0%	562	583	+ 3.7%
Average Sales Price*	\$227,166	\$251,696	+ 10.8%	\$209,880	\$242,260	+ 15.4%
Median Sales Price*	\$238,000	\$253,000	+ 6.3%	\$212,000	\$237,450	+ 12.0%
Average Price Per Square Foot*	\$129.41	\$150.65	+ 16.4%	\$121.20	\$145.50	+ 20.0%
Percent of Original List Price Received*	102.6%	103.0%	+ 0.4%	101.2%	105.0%	+ 3.8%
Percent of Last List Price Received*	102.4%	102.8%	+ 0.4%	101.3%	104.6%	+ 3.3%
Days on Market Until Sale	8	10	+ 25.0%	14	8	- 42.9%
New Listings	58	67	+ 15.5%	583	614	+ 5.3%
Median List Price of New Listings	\$206,200	\$214,900	+ 4.2%	\$210,000	\$229,900	+ 9.5%
Median List Price at Time of Sale	\$229,900	\$229,900	0.0%	\$207,900	\$225,000	+ 8.2%
Inventory of Homes for Sale	29	26	- 10.3%	—	—	—
Months Supply of Inventory	0.5	0.5	0.0%	—	—	—

* Does not account for sale concessions and/or downpayment assistance. | Percent changes are calculated using rounded figures and can sometimes look extreme due to small sample size.

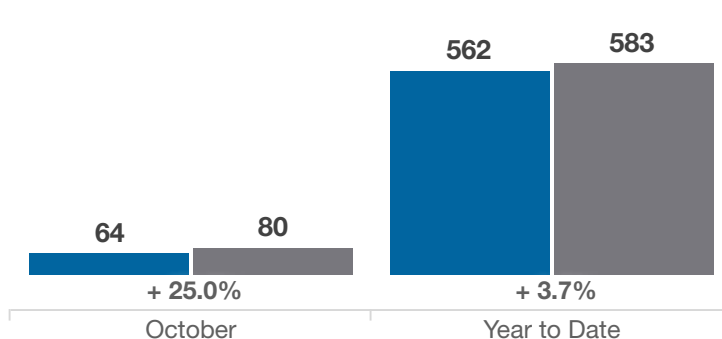
Closed Sales

■ 2020 ■ 2021



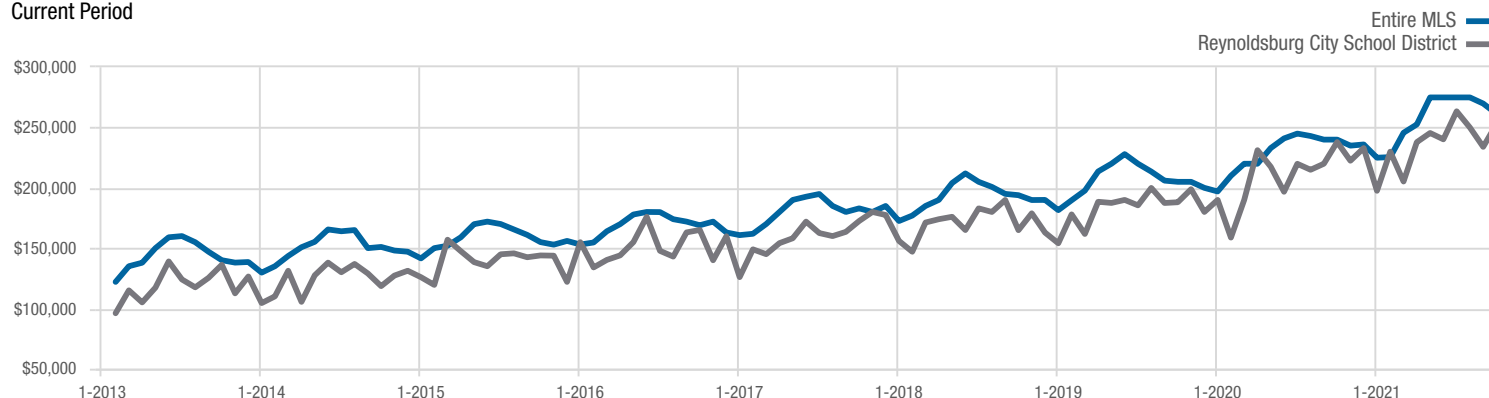
In Contracts

■ 2020 ■ 2021



Median Sales Price

Current Period



Each data point represents the median sales price in a given month.

Local Market Update – October 2021

A RESEARCH TOOL PROVIDED BY THE COLUMBUS REALTORS®
BASED ON RESIDENTIAL LISTING DATA ONLY

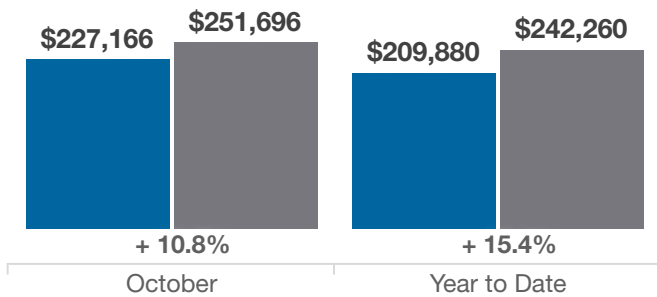


Reynoldsburg City School District

Franklin, Fairfield and Licking Counties

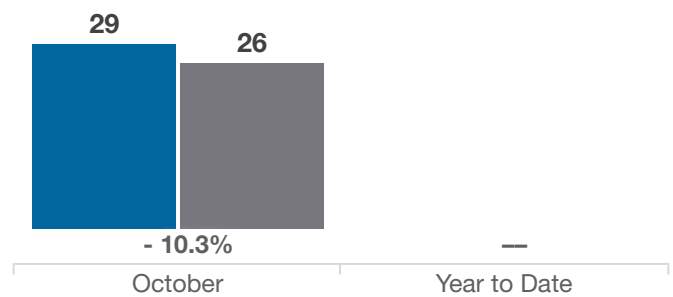
Average Sales Price

■ 2020 ■ 2021



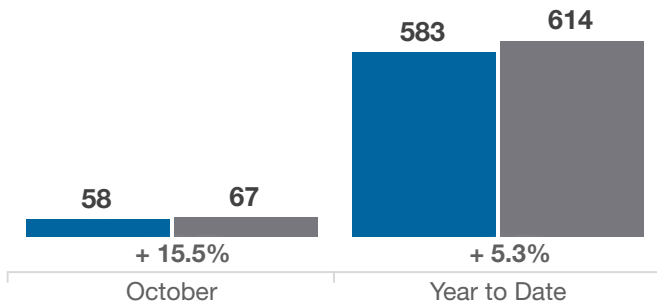
Inventory of Homes for Sale

■ 2020 ■ 2021



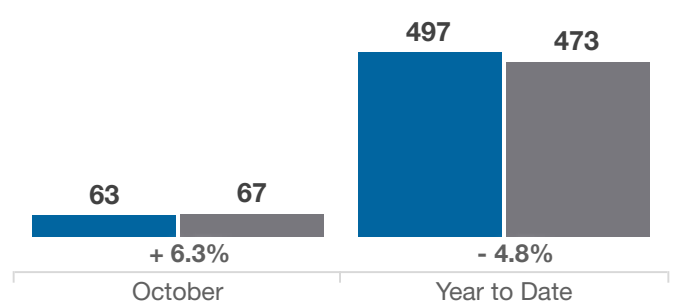
New Listings

■ 2020 ■ 2021



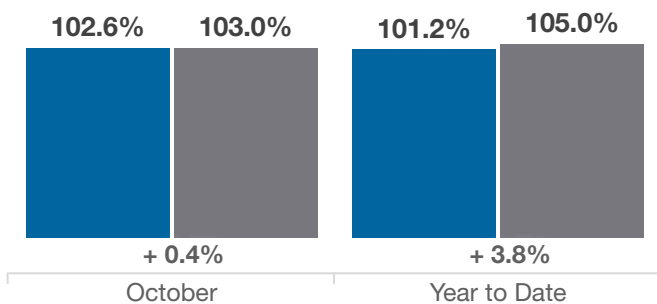
Single Family Sales

■ 2020 ■ 2021



Pct. Of Orig. List Price Received

■ 2020 ■ 2021



Condo Sales

■ 2020 ■ 2021

