

Local Market Update – October 2021

A RESEARCH TOOL PROVIDED BY THE COLUMBUS REALTORS®
BASED ON RESIDENTIAL LISTING DATA ONLY



South-Western City School District (Grove City)

Franklin and Pickaway Counties

Key Metrics	October			Year to Date		
	2020	2021	% Change	Thru 10-2020	Thru 10-2021	% Change
Closed Sales	226	204	- 9.7%	1,679	1,920	+ 14.4%
In Contracts	215	219	+ 1.9%	1,801	2,010	+ 11.6%
Average Sales Price*	\$231,969	\$252,631	+ 8.9%	\$219,970	\$255,572	+ 16.2%
Median Sales Price*	\$205,900	\$245,000	+ 19.0%	\$202,500	\$240,000	+ 18.5%
Average Price Per Square Foot*	\$138.86	\$159.30	+ 14.7%	\$133.82	\$157.38	+ 17.6%
Percent of Original List Price Received*	102.2%	102.0%	- 0.2%	100.5%	103.7%	+ 3.2%
Percent of Last List Price Received*	102.5%	102.5%	0.0%	100.9%	103.7%	+ 2.8%
Days on Market Until Sale	13	9	- 30.8%	17	10	- 41.2%
New Listings	203	180	- 11.3%	1,898	2,150	+ 13.3%
Median List Price of New Listings	\$194,900	\$240,000	+ 23.1%	\$199,900	\$235,000	+ 17.6%
Median List Price at Time of Sale	\$200,000	\$239,900	+ 20.0%	\$199,500	\$229,900	+ 15.2%
Inventory of Homes for Sale	129	130	+ 0.8%	—	—	—
Months Supply of Inventory	0.7	0.7	0.0%	—	—	—

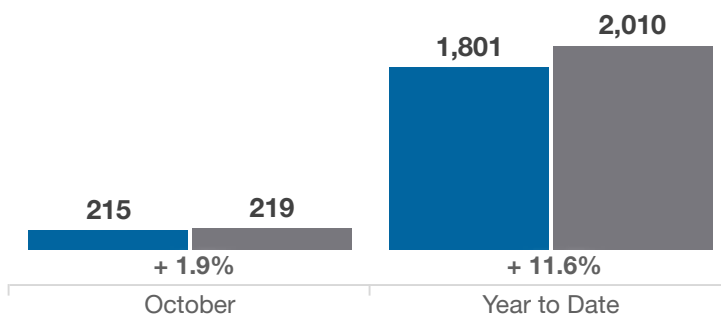
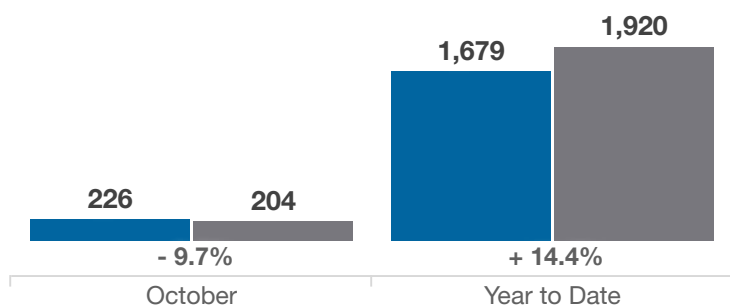
* Does not account for sale concessions and/or downpayment assistance. | Percent changes are calculated using rounded figures and can sometimes look extreme due to small sample size.

Closed Sales

■ 2020 ■ 2021

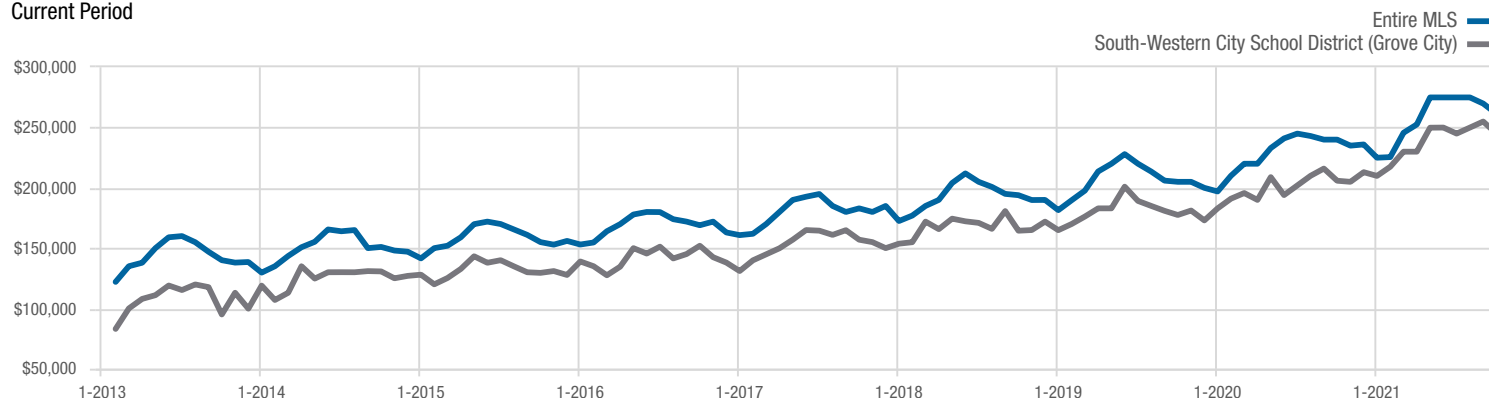
In Contracts

■ 2020 ■ 2021



Median Sales Price

Current Period



Each data point represents the median sales price in a given month.

Local Market Update – October 2021

A RESEARCH TOOL PROVIDED BY THE COLUMBUS REALTORS®
BASED ON RESIDENTIAL LISTING DATA ONLY

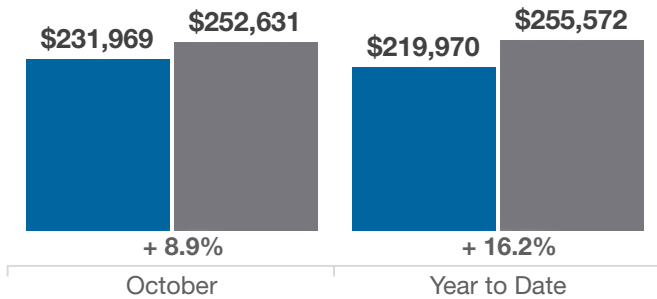


South-Western City School District (Grove City)

Franklin and Pickaway Counties

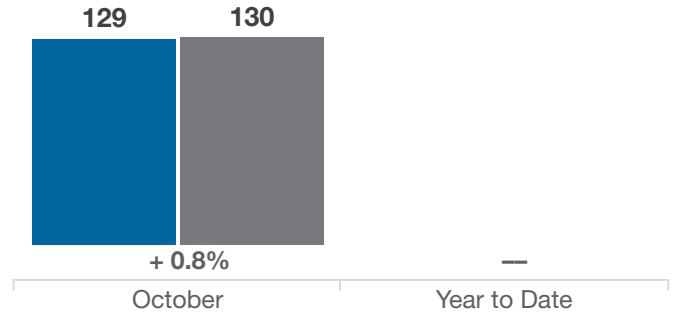
Average Sales Price

■ 2020 ■ 2021



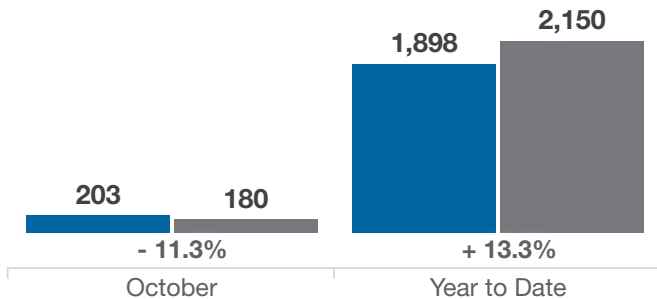
Inventory of Homes for Sale

■ 2020 ■ 2021



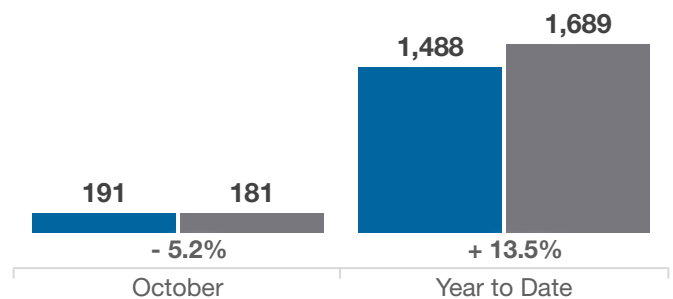
New Listings

■ 2020 ■ 2021



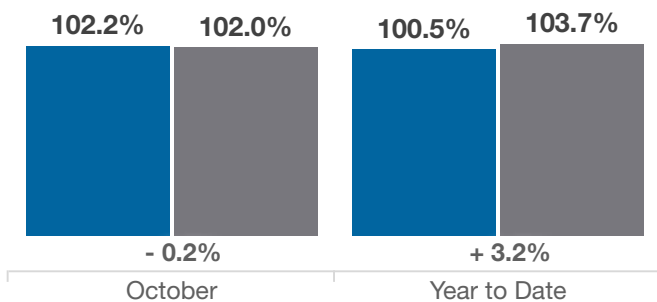
Single Family Sales

■ 2020 ■ 2021



Pct. Of Orig. List Price Received

■ 2020 ■ 2021



Condo Sales

■ 2020 ■ 2021

