

# Local Market Update – October 2021

A RESEARCH TOOL PROVIDED BY THE COLUMBUS REALTORS®  
BASED ON RESIDENTIAL LISTING DATA ONLY



## Washington Court House City School District

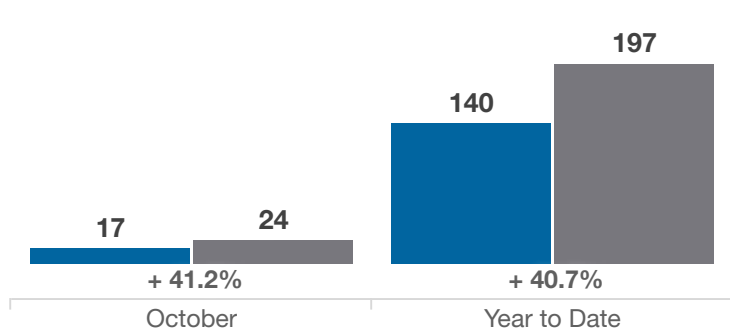
Fayette County

Key Metrics	October			Year to Date		
	2020	2021	% Change	Thru 10-2020	Thru 10-2021	% Change
Closed Sales	17	24	+ 41.2%	140	197	+ 40.7%
In Contracts	21	26	+ 23.8%	153	218	+ 42.5%
Average Sales Price*	\$164,031	\$174,800	+ 6.6%	\$133,409	\$158,951	+ 19.1%
Median Sales Price*	\$149,500	\$167,250	+ 11.9%	\$120,500	\$150,000	+ 24.5%
Average Price Per Square Foot*	\$98.77	\$106.89	+ 8.2%	\$84.18	\$102.97	+ 22.3%
Percent of Original List Price Received*	102.5%	96.6%	- 5.8%	97.9%	99.7%	+ 1.8%
Percent of Last List Price Received*	103.4%	98.0%	- 5.2%	99.8%	100.0%	+ 0.2%
Days on Market Until Sale	11	26	+ 136.4%	26	30	+ 15.4%
New Listings	14	19	+ 35.7%	183	233	+ 27.3%
Median List Price of New Listings	\$164,700	\$157,500	- 4.4%	\$129,900	\$146,000	+ 12.4%
Median List Price at Time of Sale	\$149,500	\$169,700	+ 13.5%	\$124,400	\$148,500	+ 19.4%
Inventory of Homes for Sale	24	22	- 8.3%	—	—	—
Months Supply of Inventory	1.6	1.1	- 31.3%	—	—	—

\* Does not account for sale concessions and/or downpayment assistance. | Percent changes are calculated using rounded figures and can sometimes look extreme due to small sample size.

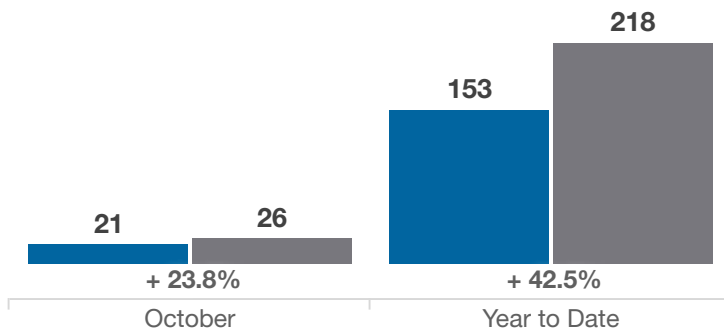
### Closed Sales

■ 2020 ■ 2021



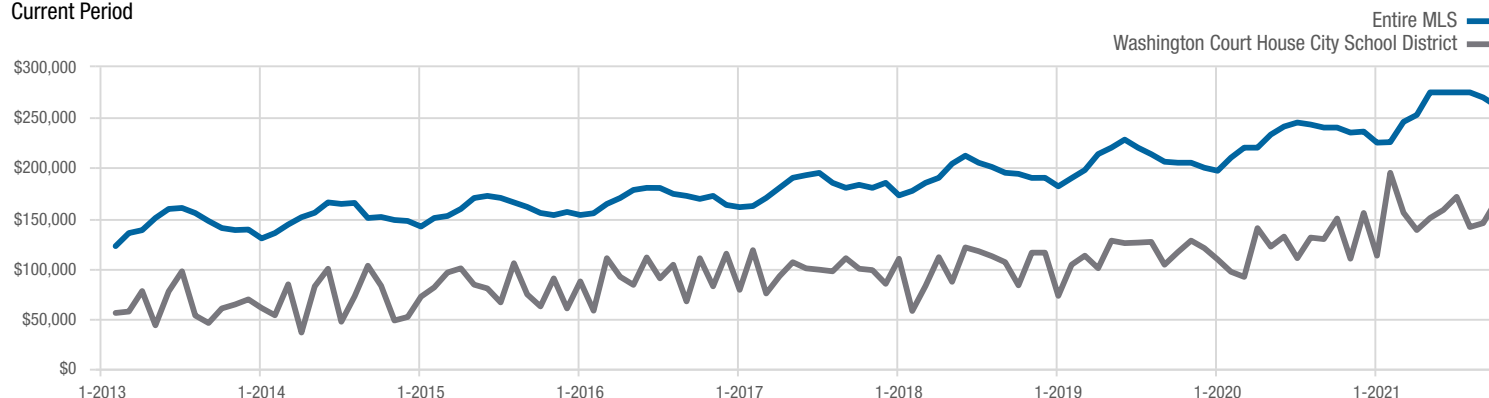
### In Contracts

■ 2020 ■ 2021



### Median Sales Price

Current Period



Each data point represents the median sales price in a given month.

# Local Market Update – October 2021

A RESEARCH TOOL PROVIDED BY THE COLUMBUS REALTORS®  
BASED ON RESIDENTIAL LISTING DATA ONLY

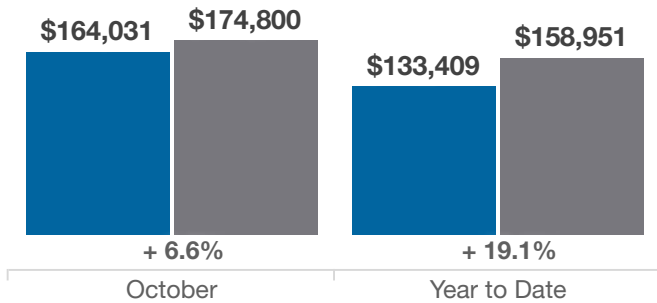


## Washington Court House City School District

Fayette County

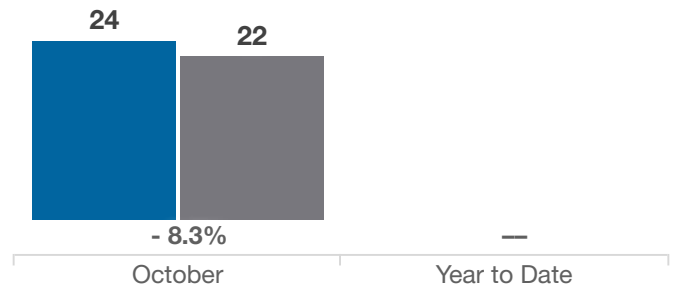
### Average Sales Price

■ 2020 ■ 2021



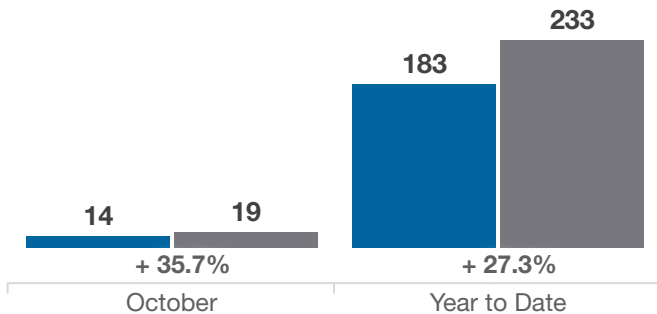
### Inventory of Homes for Sale

■ 2020 ■ 2021



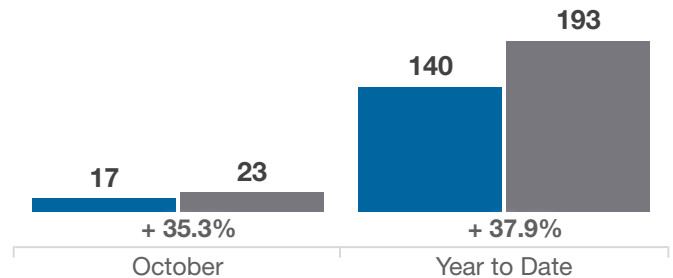
### New Listings

■ 2020 ■ 2021



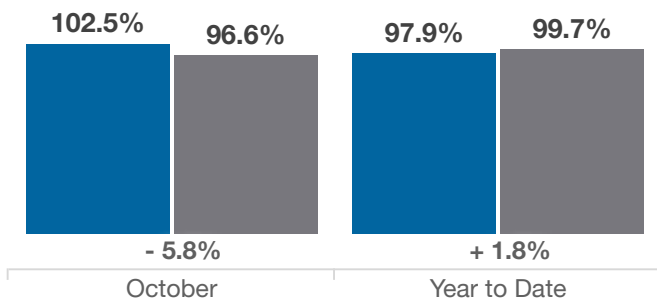
### Single Family Sales

■ 2020 ■ 2021



### Pct. Of Orig. List Price Received

■ 2020 ■ 2021



### Condo Sales

■ 2020 ■ 2021

