

# Local Market Update – October 2021

A RESEARCH TOOL PROVIDED BY THE COLUMBUS REALTORS®  
BASED ON RESIDENTIAL LISTING DATA ONLY



## Westerville City School District

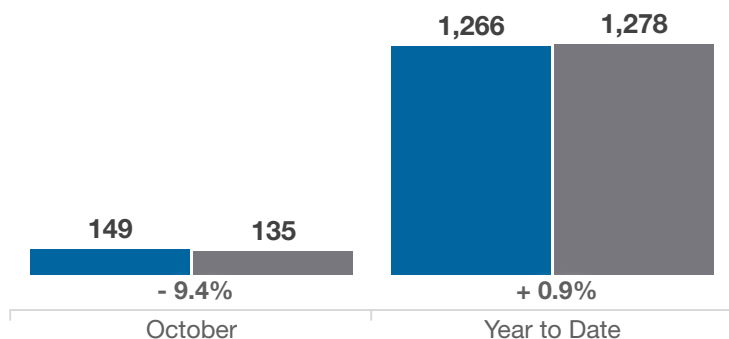
Franklin and Delaware Counties

Key Metrics	October			Year to Date		
	2020	2021	% Change	Thru 10-2020	Thru 10-2021	% Change
Closed Sales	149	135	- 9.4%	1,266	1,278	+ 0.9%
In Contracts	129	170	+ 31.8%	1,307	1,377	+ 5.4%
Average Sales Price*	\$300,977	\$336,693	+ 11.9%	\$288,382	\$332,028	+ 15.1%
Median Sales Price*	\$275,000	\$299,777	+ 9.0%	\$271,500	\$310,000	+ 14.2%
Average Price Per Square Foot*	\$159.28	\$176.69	+ 10.9%	\$150.95	\$175.09	+ 16.0%
Percent of Original List Price Received*	100.9%	101.9%	+ 1.0%	100.6%	104.2%	+ 3.6%
Percent of Last List Price Received*	101.4%	102.4%	+ 1.0%	101.0%	104.4%	+ 3.4%
Days on Market Until Sale	14	11	- 21.4%	18	9	- 50.0%
New Listings	132	158	+ 19.7%	1,388	1,454	+ 4.8%
Median List Price of New Listings	\$249,900	\$291,100	+ 16.5%	\$269,900	\$299,900	+ 11.1%
Median List Price at Time of Sale	\$270,000	\$291,400	+ 7.9%	\$269,900	\$299,000	+ 10.8%
Inventory of Homes for Sale	100	67	- 33.0%	—	—	—
Months Supply of Inventory	0.8	0.5	- 37.5%	—	—	—

\* Does not account for sale concessions and/or downpayment assistance. | Percent changes are calculated using rounded figures and can sometimes look extreme due to small sample size.

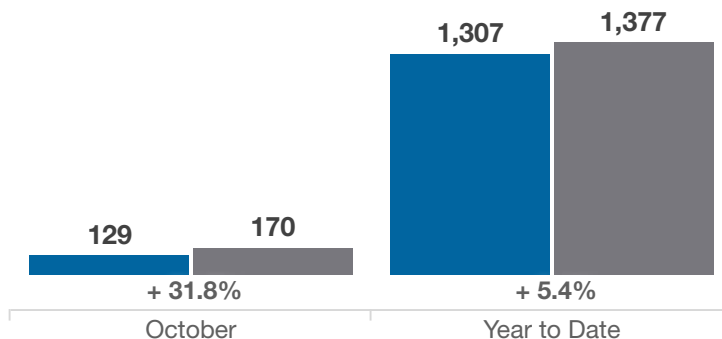
### Closed Sales

■ 2020 ■ 2021



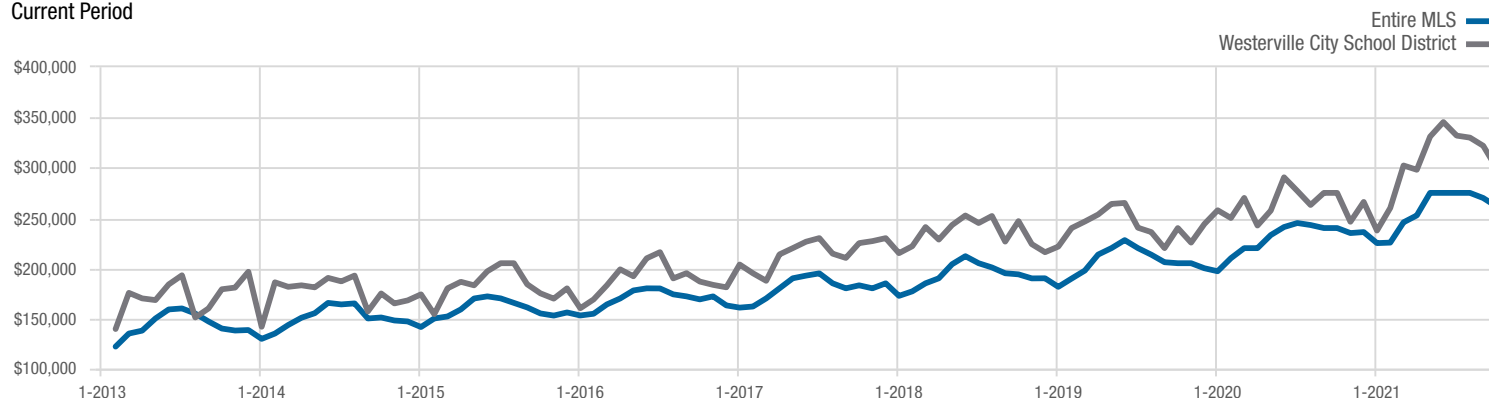
### In Contracts

■ 2020 ■ 2021



### Median Sales Price

Current Period



Each data point represents the median sales price in a given month.

# Local Market Update – October 2021

A RESEARCH TOOL PROVIDED BY THE COLUMBUS REALTORS®  
BASED ON RESIDENTIAL LISTING DATA ONLY

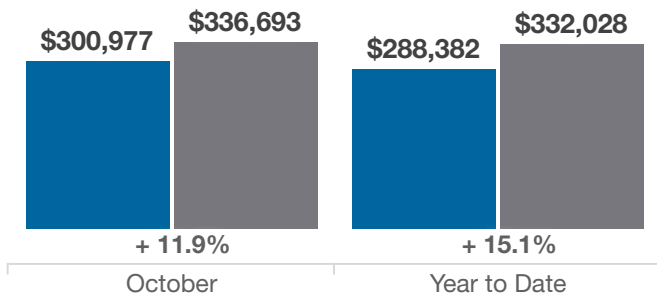


## Westerville City School District

Franklin and Delaware Counties

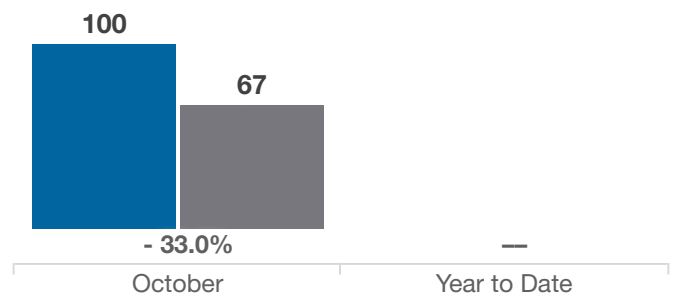
### Average Sales Price

■ 2020 ■ 2021



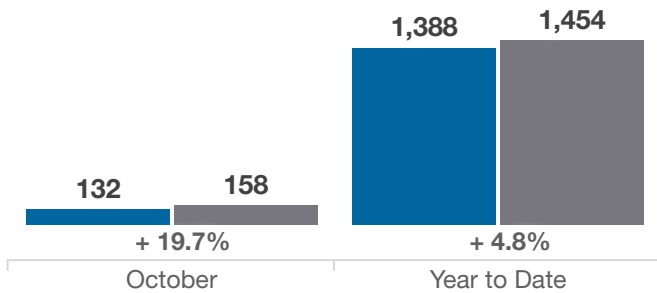
### Inventory of Homes for Sale

■ 2020 ■ 2021



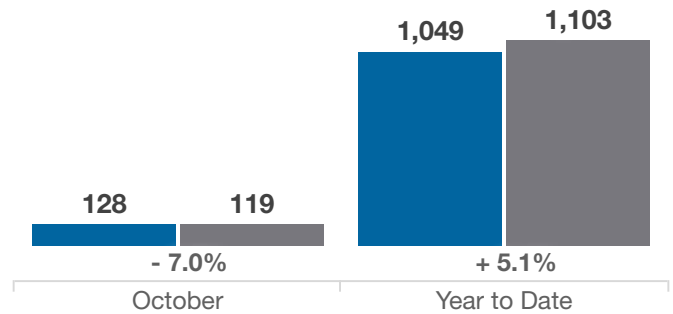
### New Listings

■ 2020 ■ 2021



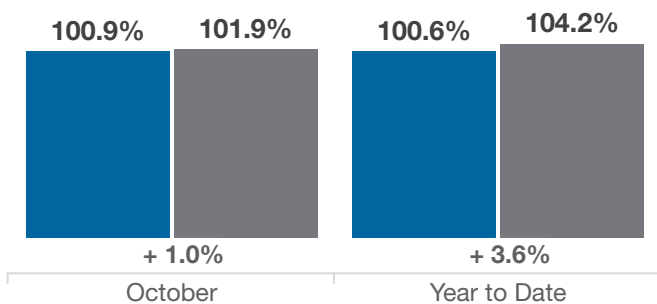
### Single Family Sales

■ 2020 ■ 2021



### Pct. Of Orig. List Price Received

■ 2020 ■ 2021



### Condo Sales

■ 2020 ■ 2021

