

Local Market Update – November 2021

A RESEARCH TOOL PROVIDED BY THE COLUMBUS REALTORS®
BASED ON RESIDENTIAL LISTING DATA ONLY



Buckeye Valley Local School District

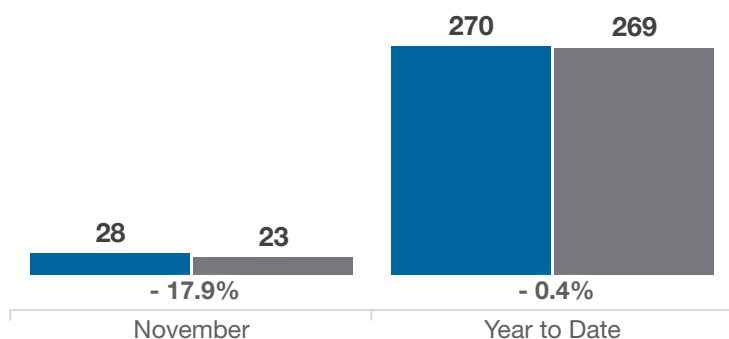
Delaware, Morrow, and Union Counties

Key Metrics	November			Year to Date		
	2020	2021	% Change	Thru 11-2020	Thru 11-2021	% Change
Closed Sales	28	23	- 17.9%	270	269	- 0.4%
In Contracts	31	25	- 19.4%	294	276	- 6.1%
Average Sales Price*	\$361,189	\$374,925	+ 3.8%	\$364,948	\$398,058	+ 9.1%
Median Sales Price*	\$381,250	\$383,500	+ 0.6%	\$370,000	\$405,000	+ 9.5%
Average Price Per Square Foot*	\$151.14	\$184.89	+ 22.3%	\$163.92	\$191.18	+ 16.6%
Percent of Original List Price Received*	103.1%	97.6%	- 5.3%	98.3%	100.5%	+ 2.2%
Percent of Last List Price Received*	103.4%	98.7%	- 4.5%	99.8%	101.3%	+ 1.5%
Days on Market Until Sale	41	25	- 39.0%	41	23	- 43.9%
New Listings	19	20	+ 5.3%	314	286	- 8.9%
Median List Price of New Listings	\$274,950	\$403,900	+ 46.9%	\$379,900	\$399,900	+ 5.3%
Median List Price at Time of Sale	\$394,900	\$400,000	+ 1.3%	\$374,900	\$399,450	+ 6.5%
Inventory of Homes for Sale	28	23	- 17.9%	—	—	—
Months Supply of Inventory	1.1	0.9	- 18.2%	—	—	—

* Does not account for sale concessions and/or downpayment assistance. | Percent changes are calculated using rounded figures and can sometimes look extreme due to small sample size.

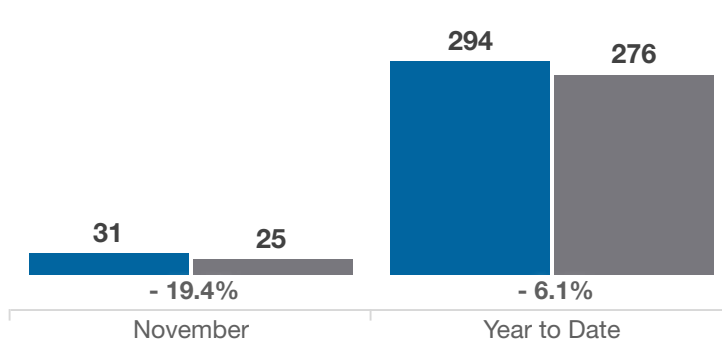
Closed Sales

■ 2020 ■ 2021



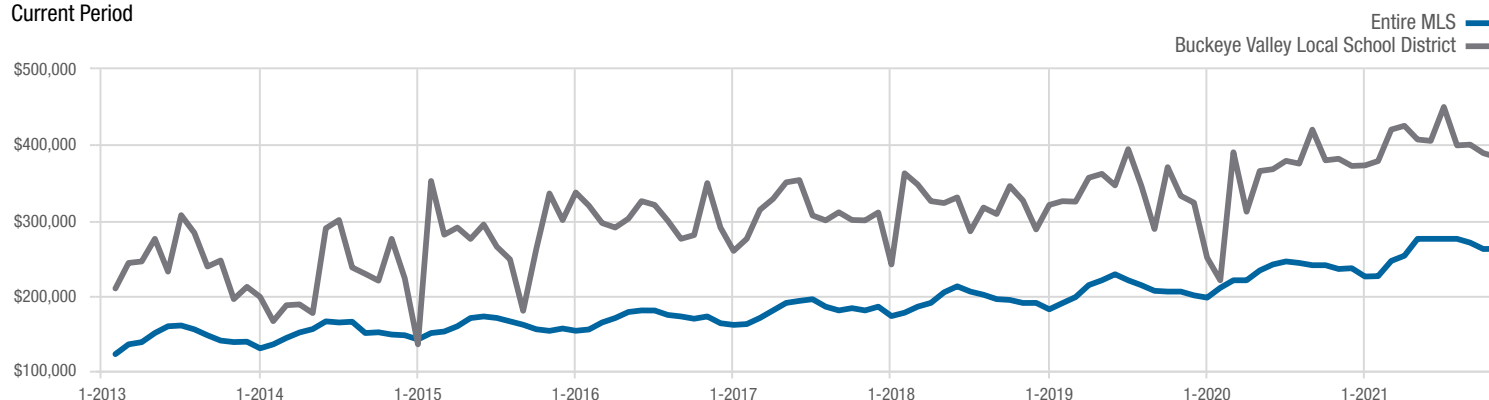
In Contracts

■ 2020 ■ 2021



Median Sales Price

Current Period



Each data point represents the median sales price in a given month.

Local Market Update – November 2021

A RESEARCH TOOL PROVIDED BY THE COLUMBUS REALTORS®
BASED ON RESIDENTIAL LISTING DATA ONLY

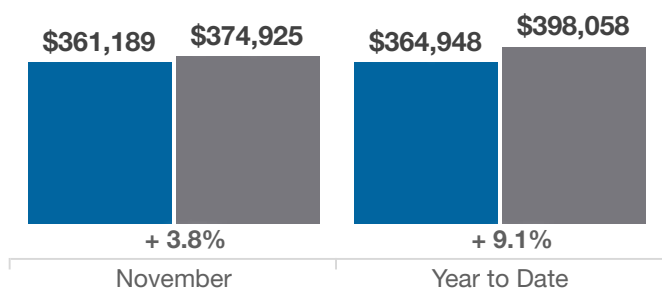


Buckeye Valley Local School District

Delaware, Morrow, and Union Counties

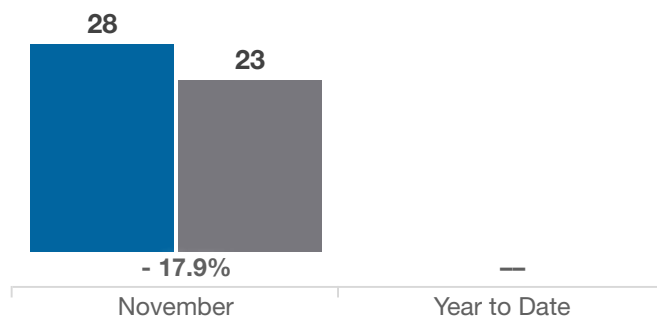
Average Sales Price

■ 2020 ■ 2021



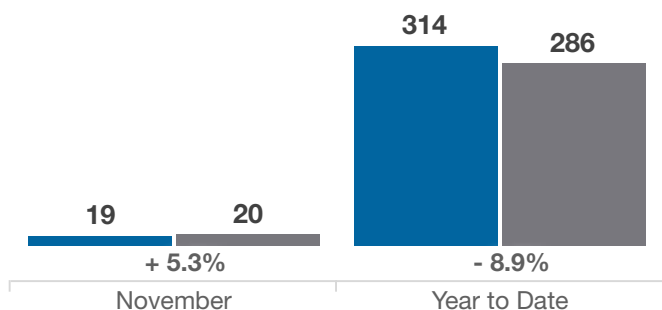
Inventory of Homes for Sale

■ 2020 ■ 2021



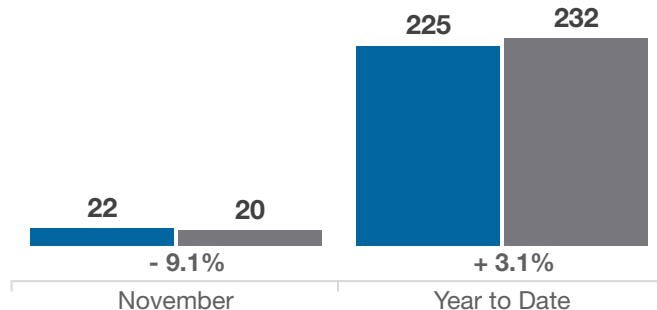
New Listings

■ 2020 ■ 2021



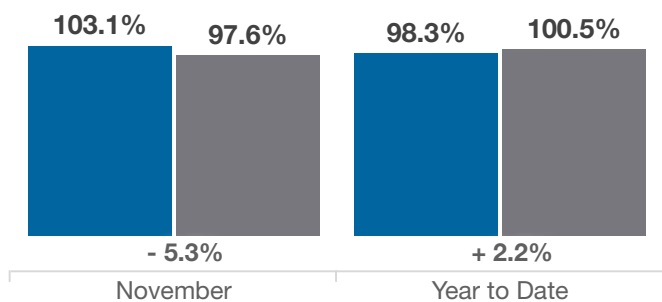
Single Family Sales

■ 2020 ■ 2021



Pct. Of Orig. List Price Received

■ 2020 ■ 2021



Condo Sales

■ 2020 ■ 2021

