

Local Market Update – November 2021

A RESEARCH TOOL PROVIDED BY THE COLUMBUS REALTORS®
BASED ON RESIDENTIAL LISTING DATA ONLY



Canal Winchester City School District

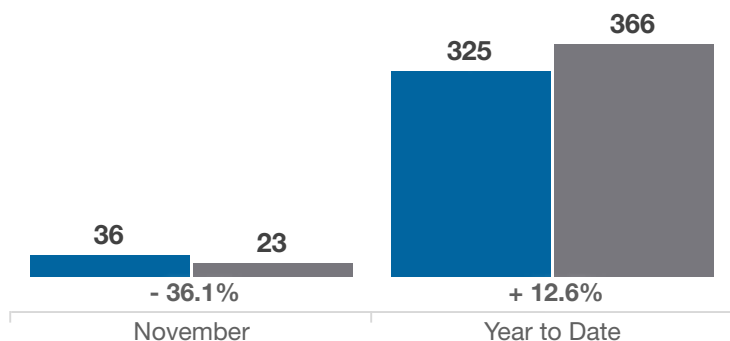
Franklin and Fairfield Counties

Key Metrics	November			Year to Date		
	2020	2021	% Change	Thru 11-2020	Thru 11-2021	% Change
Closed Sales	36	23	- 36.1%	325	366	+ 12.6%
In Contracts	23	35	+ 52.2%	331	381	+ 15.1%
Average Sales Price*	\$263,039	\$319,795	+ 21.6%	\$262,670	\$306,334	+ 16.6%
Median Sales Price*	\$241,500	\$295,500	+ 22.4%	\$241,500	\$285,000	+ 18.0%
Average Price Per Square Foot*	\$136.31	\$158.36	+ 16.2%	\$136.59	\$156.70	+ 14.7%
Percent of Original List Price Received*	101.1%	102.4%	+ 1.3%	99.7%	104.1%	+ 4.4%
Percent of Last List Price Received*	101.1%	102.8%	+ 1.7%	100.1%	103.7%	+ 3.6%
Days on Market Until Sale	10	10	0.0%	26	7	- 73.1%
New Listings	18	34	+ 88.9%	317	410	+ 29.3%
Median List Price of New Listings	\$231,500	\$285,500	+ 23.3%	\$238,400	\$283,865	+ 19.1%
Median List Price at Time of Sale	\$229,900	\$289,900	+ 26.1%	\$239,900	\$274,950	+ 14.6%
Inventory of Homes for Sale	7	17	+ 142.9%	—	—	—
Months Supply of Inventory	0.2	0.5	+ 150.0%	—	—	—

* Does not account for sale concessions and/or downpayment assistance. | Percent changes are calculated using rounded figures and can sometimes look extreme due to small sample size.

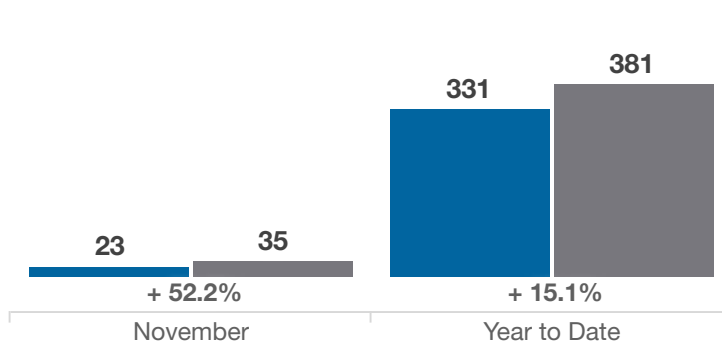
Closed Sales

■ 2020 ■ 2021



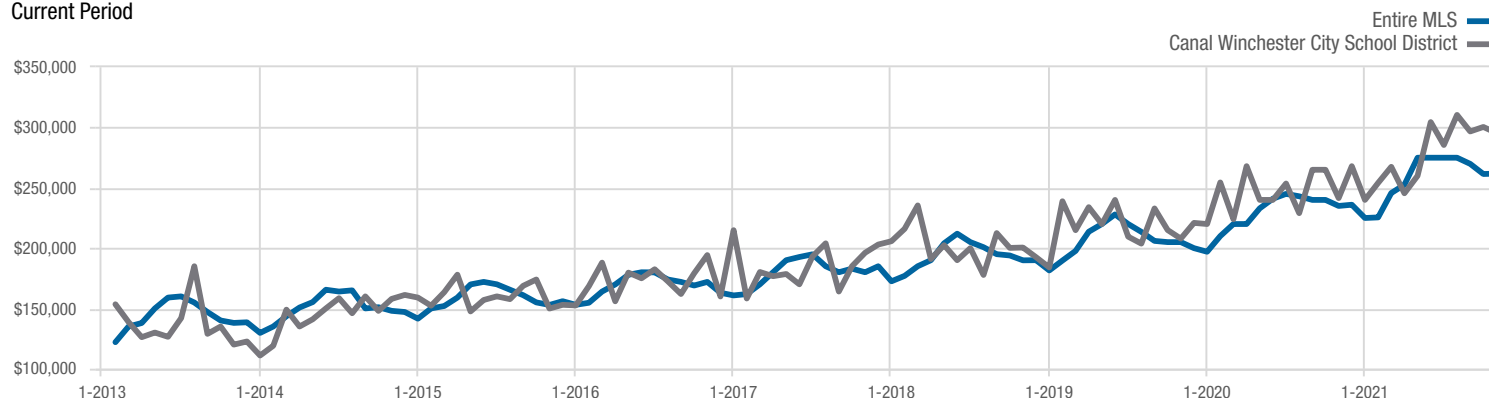
In Contracts

■ 2020 ■ 2021



Median Sales Price

Current Period



Each data point represents the median sales price in a given month.

Local Market Update – November 2021

A RESEARCH TOOL PROVIDED BY THE COLUMBUS REALTORS®
BASED ON RESIDENTIAL LISTING DATA ONLY

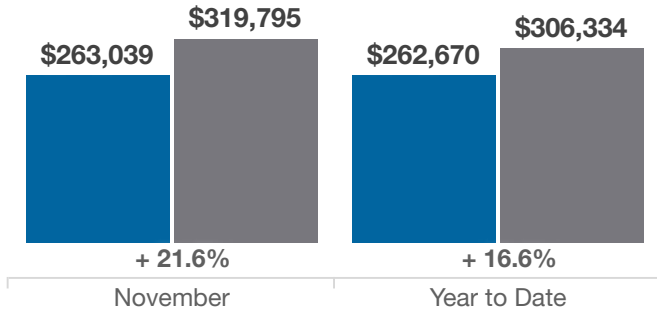


Canal Winchester City School District

Franklin and Fairfield Counties

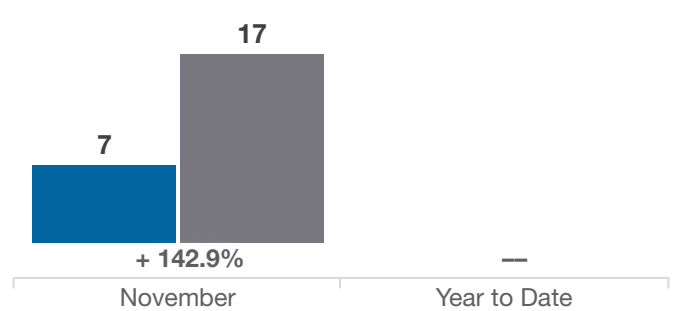
Average Sales Price

■ 2020 ■ 2021



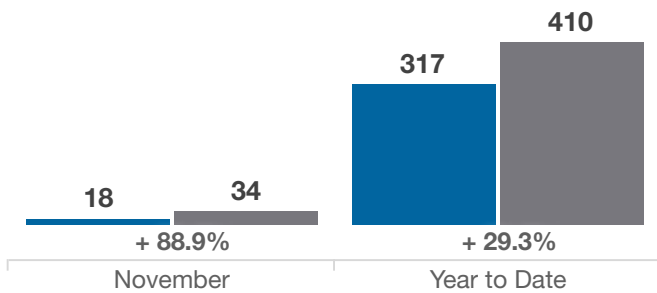
Inventory of Homes for Sale

■ 2020 ■ 2021



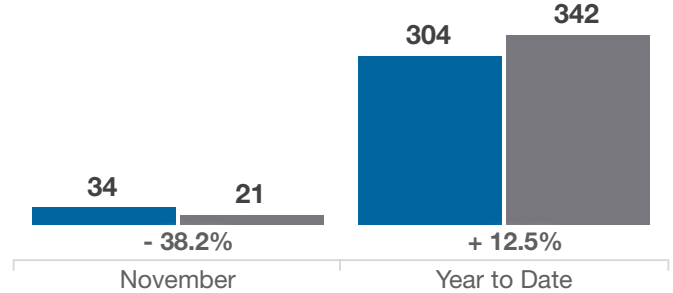
New Listings

■ 2020 ■ 2021



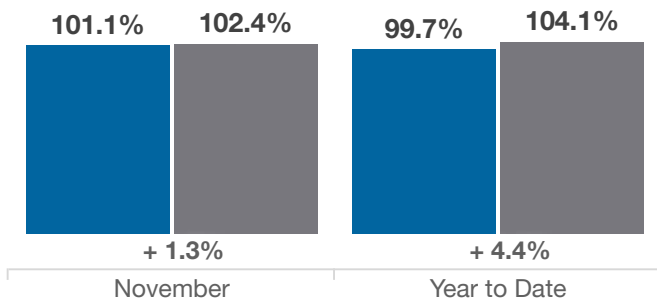
Single Family Sales

■ 2020 ■ 2021



Pct. Of Orig. List Price Received

■ 2020 ■ 2021



Condo Sales

■ 2020 ■ 2021

