

Local Market Update – November 2021

A RESEARCH TOOL PROVIDED BY THE COLUMBUS REALTORS®
BASED ON RESIDENTIAL LISTING DATA ONLY



Columbus (Corp.)

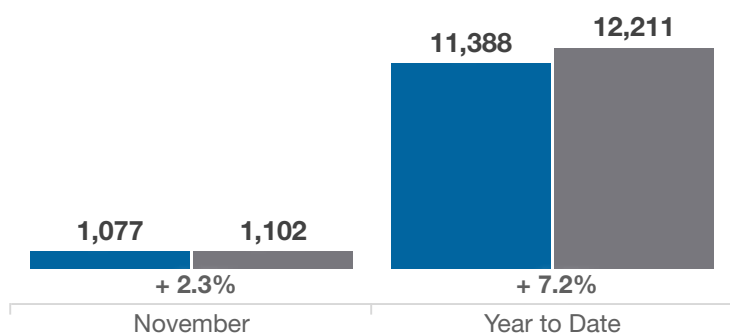
Franklin, Fairfield and Delaware Counties

Key Metrics	November			Year to Date		
	2020	2021	% Change	Thru 11-2020	Thru 11-2021	% Change
Closed Sales	1,077	1,102	+ 2.3%	11,388	12,211	+ 7.2%
In Contracts	1,116	1,160	+ 3.9%	11,942	12,584	+ 5.4%
Average Sales Price*	\$228,718	\$249,719	+ 9.2%	\$218,057	\$250,256	+ 14.8%
Median Sales Price*	\$210,000	\$236,000	+ 12.4%	\$200,000	\$232,500	+ 16.3%
Average Price Per Square Foot*	\$150.82	\$168.87	+ 12.0%	\$144.74	\$167.94	+ 16.0%
Percent of Original List Price Received*	100.0%	100.4%	+ 0.4%	99.7%	102.6%	+ 2.9%
Percent of Last List Price Received*	100.9%	101.6%	+ 0.7%	100.5%	103.1%	+ 2.6%
Days on Market Until Sale	16	15	- 6.3%	20	13	- 35.0%
New Listings	932	950	+ 1.9%	12,836	13,811	+ 7.6%
Median List Price of New Listings	\$199,900	\$219,900	+ 10.0%	\$199,900	\$224,900	+ 12.5%
Median List Price at Time of Sale	\$209,900	\$228,950	+ 9.1%	\$198,800	\$224,900	+ 13.1%
Inventory of Homes for Sale	922	876	- 5.0%	—	—	—
Months Supply of Inventory	0.9	0.8	- 11.1%	—	—	—

* Does not account for sale concessions and/or downpayment assistance. | Percent changes are calculated using rounded figures and can sometimes look extreme due to small sample size.

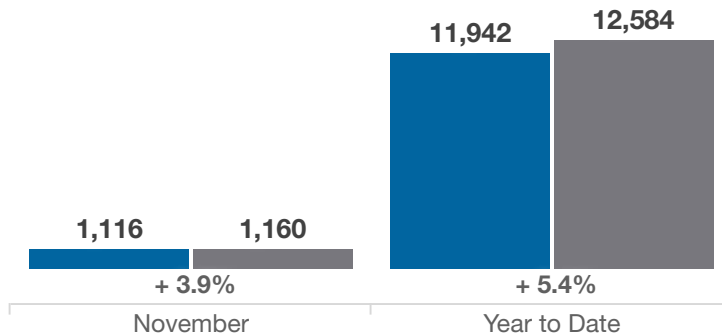
Closed Sales

■ 2020 ■ 2021



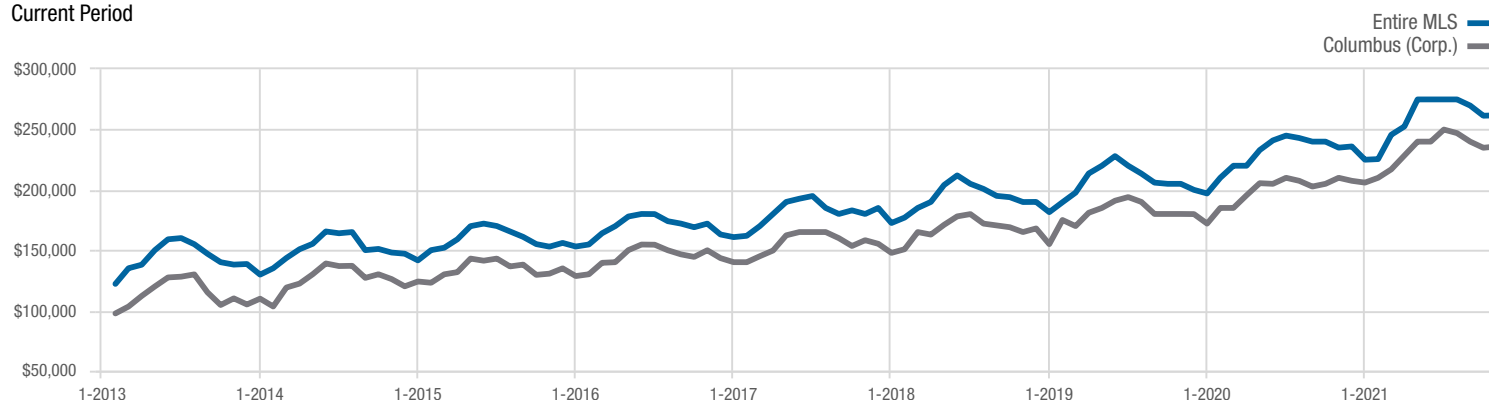
In Contracts

■ 2020 ■ 2021



Median Sales Price

Current Period



Each data point represents the median sales price in a given month.

Local Market Update – November 2021

A RESEARCH TOOL PROVIDED BY THE COLUMBUS REALTORS®
BASED ON RESIDENTIAL LISTING DATA ONLY

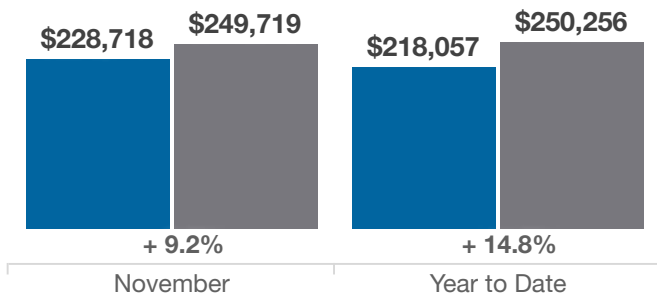


Columbus (Corp.)

Franklin, Fairfield and Delaware Counties

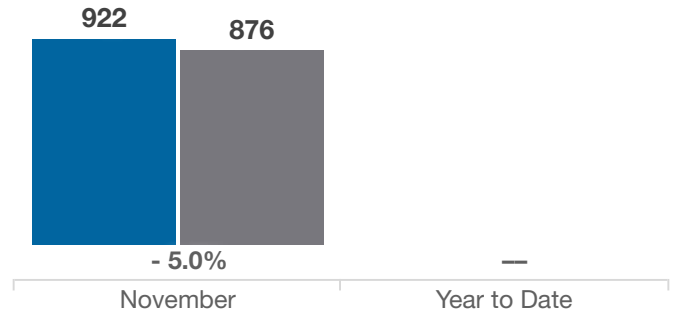
Average Sales Price

■ 2020 ■ 2021



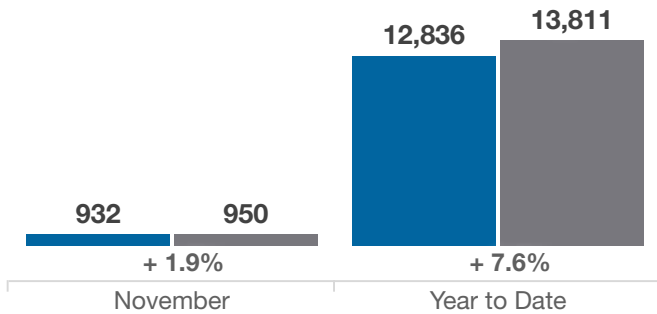
Inventory of Homes for Sale

■ 2020 ■ 2021



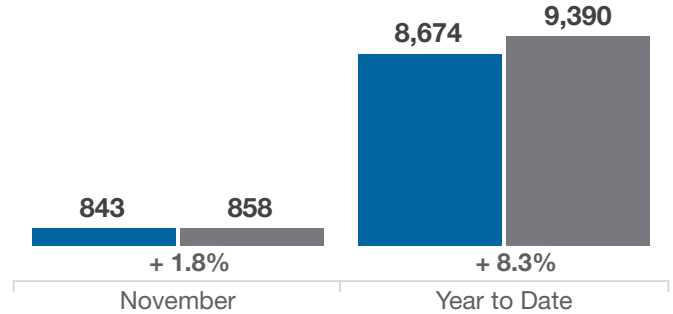
New Listings

■ 2020 ■ 2021



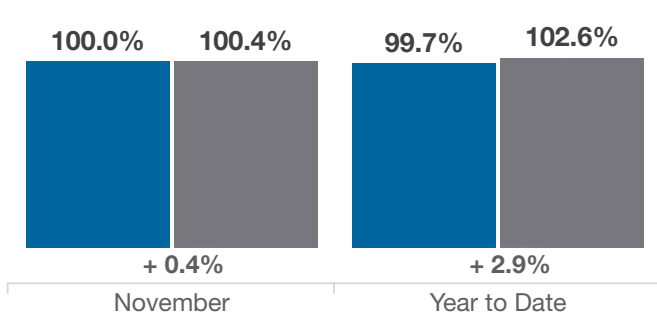
Single Family Sales

■ 2020 ■ 2021



Pct. Of Orig. List Price Received

■ 2020 ■ 2021



Condo Sales

■ 2020 ■ 2021

