

Local Market Update – November 2021

A RESEARCH TOOL PROVIDED BY THE COLUMBUS REALTORS®
BASED ON RESIDENTIAL LISTING DATA ONLY



Dublin City School District

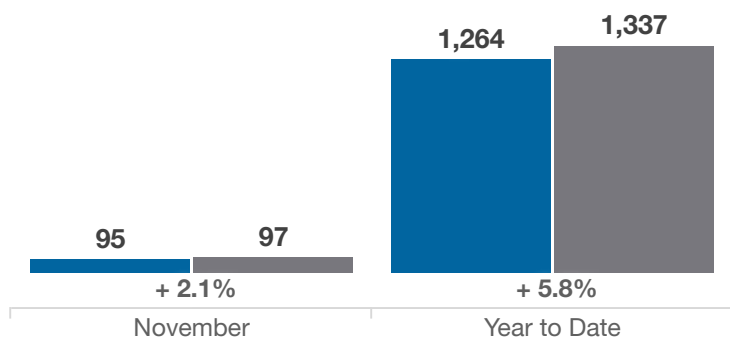
Franklin, Delaware and Union Counties

| Key Metrics | November | | | Year to Date | | |
|--|-----------|-----------|----------|--------------|--------------|----------|
| | 2020 | 2021 | % Change | Thru 11-2020 | Thru 11-2021 | % Change |
| Closed Sales | 95 | 97 | + 2.1% | 1,264 | 1,337 | + 5.8% |
| In Contracts | 112 | 83 | - 25.9% | 1,322 | 1,361 | + 3.0% |
| Average Sales Price* | \$350,893 | \$408,837 | + 16.5% | \$395,987 | \$457,393 | + 15.5% |
| Median Sales Price* | \$313,500 | \$415,000 | + 32.4% | \$375,000 | \$415,000 | + 10.7% |
| Average Price Per Square Foot* | \$170.65 | \$190.55 | + 11.7% | \$167.91 | \$191.61 | + 14.1% |
| Percent of Original List Price Received* | 99.4% | 100.6% | + 1.2% | 98.7% | 101.9% | + 3.2% |
| Percent of Last List Price Received* | 100.5% | 101.2% | + 0.7% | 99.5% | 102.5% | + 3.0% |
| Days on Market Until Sale | 26 | 14 | - 46.2% | 35 | 16 | - 54.3% |
| New Listings | 92 | 85 | - 7.6% | 1,409 | 1,422 | + 0.9% |
| Median List Price of New Listings | \$364,950 | \$365,000 | + 0.0% | \$384,400 | \$412,000 | + 7.2% |
| Median List Price at Time of Sale | \$315,000 | \$399,900 | + 27.0% | \$375,000 | \$400,000 | + 6.7% |
| Inventory of Homes for Sale | 115 | 75 | - 34.8% | — | — | — |
| Months Supply of Inventory | 1.0 | 0.6 | - 40.0% | — | — | — |

* Does not account for sale concessions and/or downpayment assistance. | Percent changes are calculated using rounded figures and can sometimes look extreme due to small sample size.

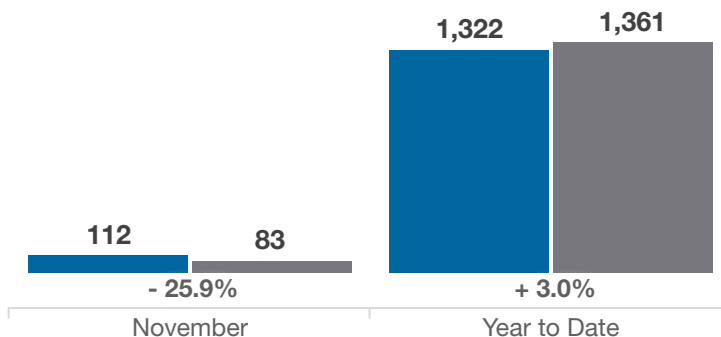
Closed Sales

■ 2020 ■ 2021



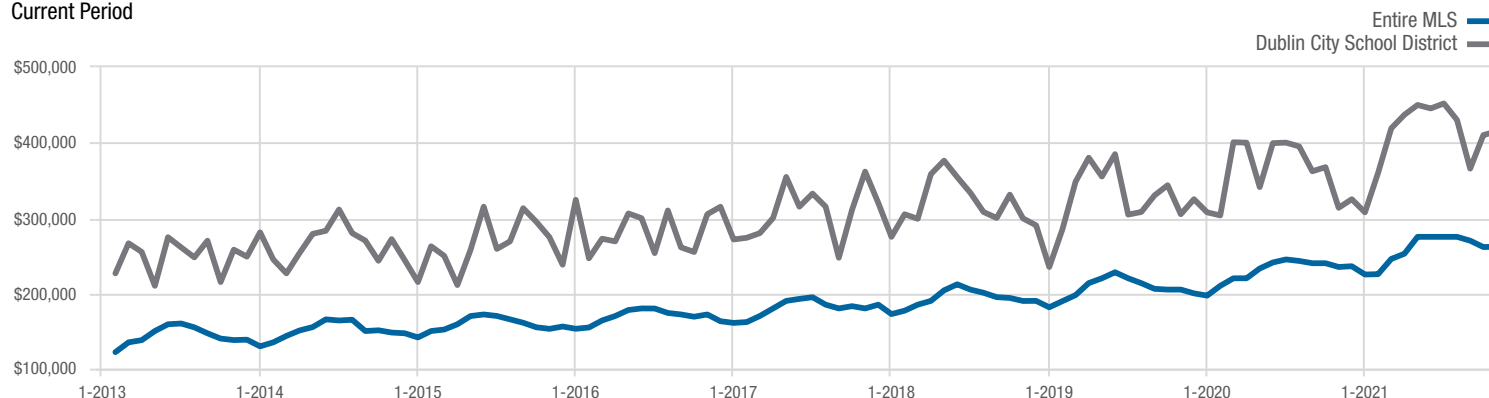
In Contracts

■ 2020 ■ 2021



Median Sales Price

Current Period



Each data point represents the median sales price in a given month.

Local Market Update – November 2021

A RESEARCH TOOL PROVIDED BY THE COLUMBUS REALTORS®
BASED ON RESIDENTIAL LISTING DATA ONLY

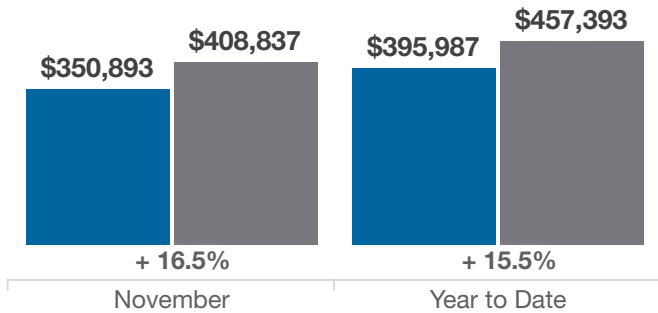


Dublin City School District

Franklin, Delaware and Union Counties

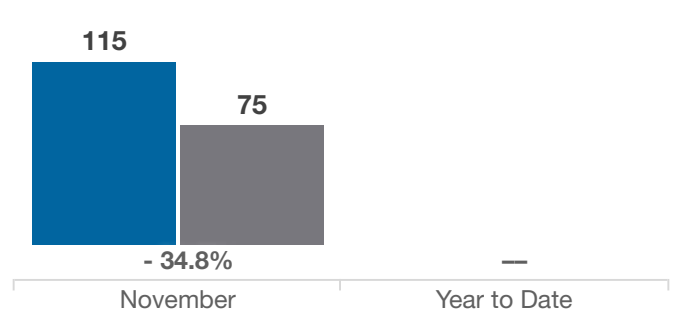
Average Sales Price

■ 2020 ■ 2021



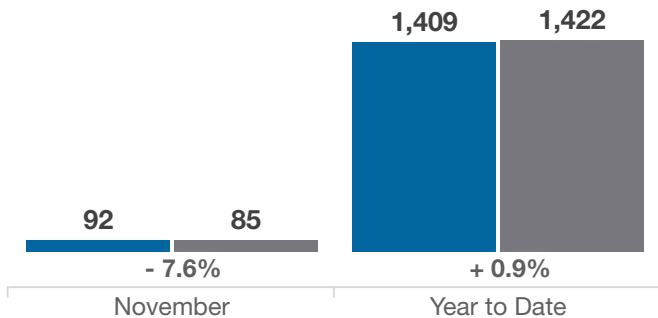
Inventory of Homes for Sale

■ 2020 ■ 2021



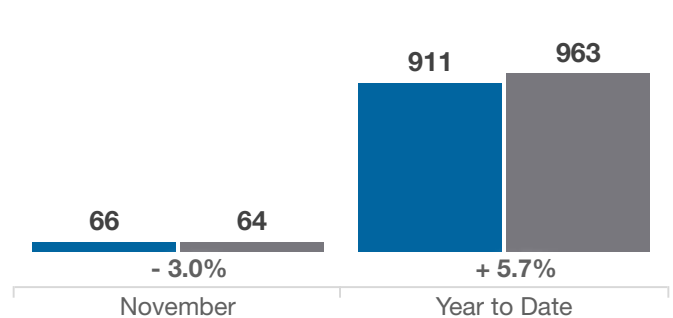
New Listings

■ 2020 ■ 2021



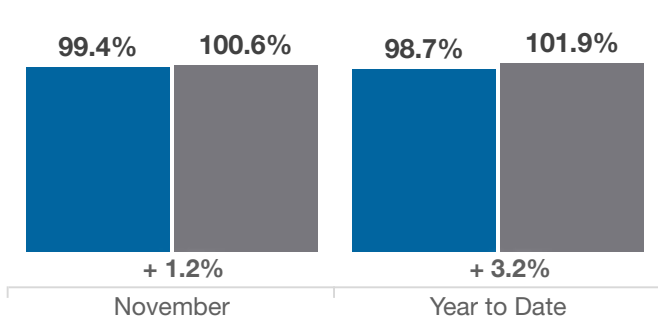
Single Family Sales

■ 2020 ■ 2021



Pct. Of Orig. List Price Received

■ 2020 ■ 2021



Condo Sales

■ 2020 ■ 2021

