

Local Market Update – November 2021

A RESEARCH TOOL PROVIDED BY THE COLUMBUS REALTORS®
BASED ON RESIDENTIAL LISTING DATA ONLY



Gahanna (Corp.)

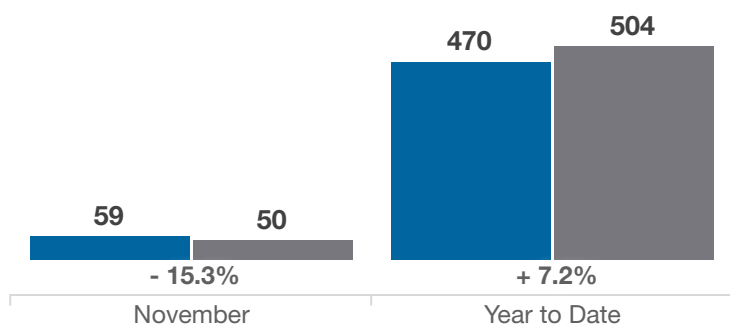
Franklin County

Key Metrics	November			Year to Date		
	2020	2021	% Change	Thru 11-2020	Thru 11-2021	% Change
Closed Sales	59	50	- 15.3%	470	504	+ 7.2%
In Contracts	44	58	+ 31.8%	485	541	+ 11.5%
Average Sales Price*	\$287,818	\$315,380	+ 9.6%	\$277,640	\$316,440	+ 14.0%
Median Sales Price*	\$260,000	\$304,500	+ 17.1%	\$254,450	\$293,000	+ 15.2%
Average Price Per Square Foot*	\$154.90	\$181.15	+ 16.9%	\$149.19	\$171.97	+ 15.3%
Percent of Original List Price Received*	103.5%	102.5%	- 1.0%	100.7%	104.1%	+ 3.4%
Percent of Last List Price Received*	103.3%	103.2%	- 0.1%	101.2%	104.3%	+ 3.1%
Days on Market Until Sale	6	8	+ 33.3%	17	7	- 58.8%
New Listings	29	40	+ 37.9%	481	557	+ 15.8%
Median List Price of New Listings	\$295,000	\$284,450	- 3.6%	\$250,000	\$289,900	+ 16.0%
Median List Price at Time of Sale	\$262,500	\$289,900	+ 10.4%	\$249,900	\$285,000	+ 14.0%
Inventory of Homes for Sale	10	12	+ 20.0%	—	—	—
Months Supply of Inventory	0.2	0.3	+ 50.0%	—	—	—

* Does not account for sale concessions and/or downpayment assistance. | Percent changes are calculated using rounded figures and can sometimes look extreme due to small sample size.

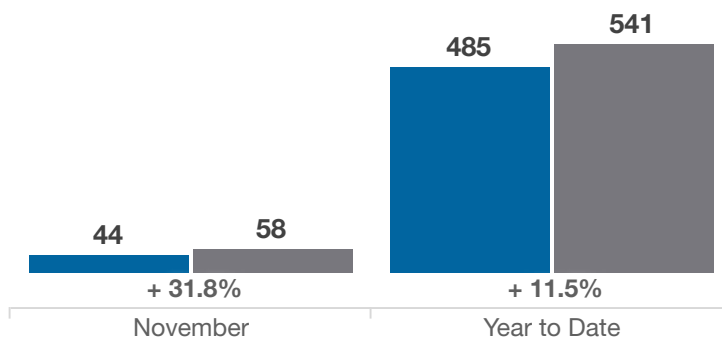
Closed Sales

■ 2020 ■ 2021



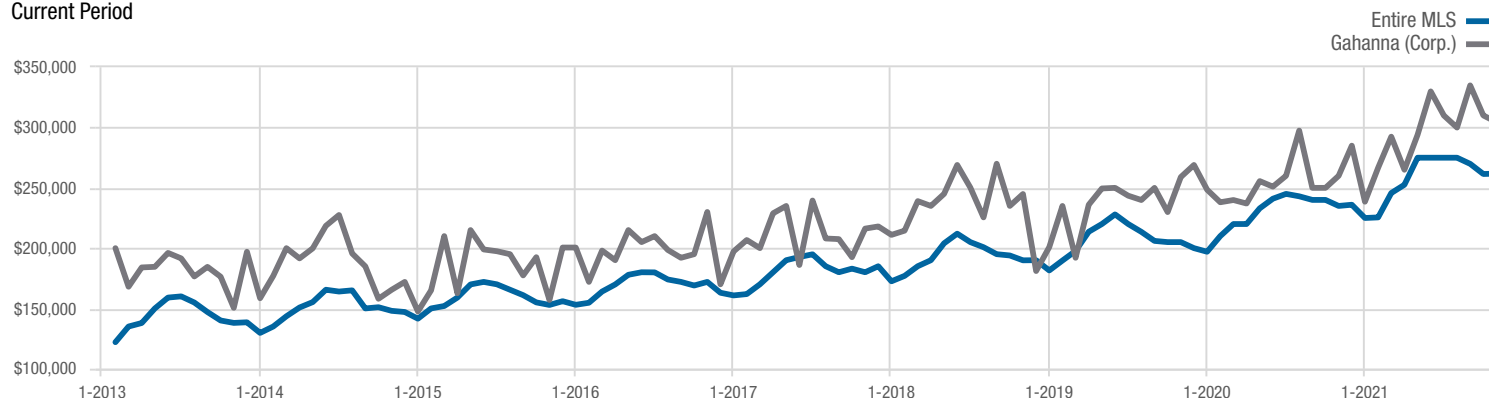
In Contracts

■ 2020 ■ 2021



Median Sales Price

Current Period



Each data point represents the median sales price in a given month.

Local Market Update – November 2021

A RESEARCH TOOL PROVIDED BY THE COLUMBUS REALTORS®
BASED ON RESIDENTIAL LISTING DATA ONLY

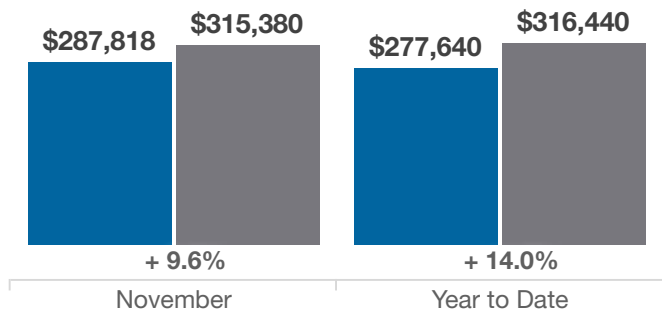


Gahanna (Corp.)

Franklin County

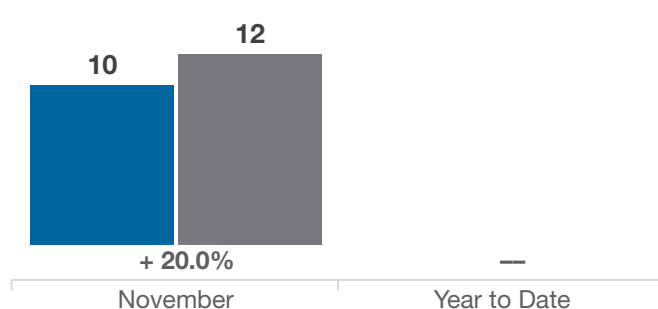
Average Sales Price

■ 2020 ■ 2021



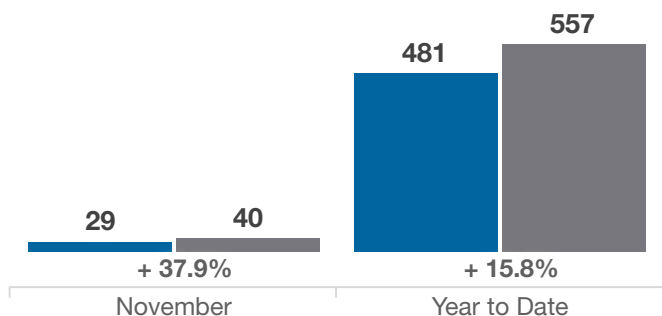
Inventory of Homes for Sale

■ 2020 ■ 2021



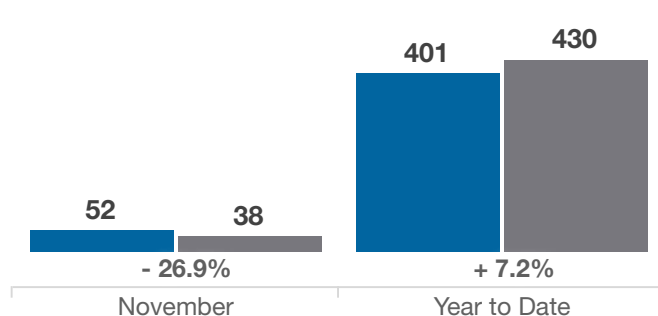
New Listings

■ 2020 ■ 2021



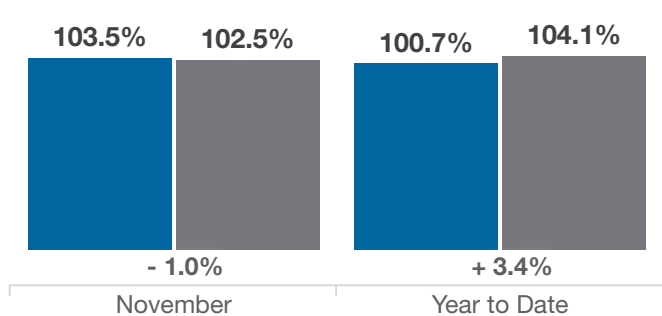
Single Family Sales

■ 2020 ■ 2021



Pct. Of Orig. List Price Received

■ 2020 ■ 2021



Condo Sales

■ 2020 ■ 2021

