

# Local Market Update – November 2021

A RESEARCH TOOL PROVIDED BY THE COLUMBUS REALTORS®  
BASED ON RESIDENTIAL LISTING DATA ONLY



## Gahanna Jefferson City School District

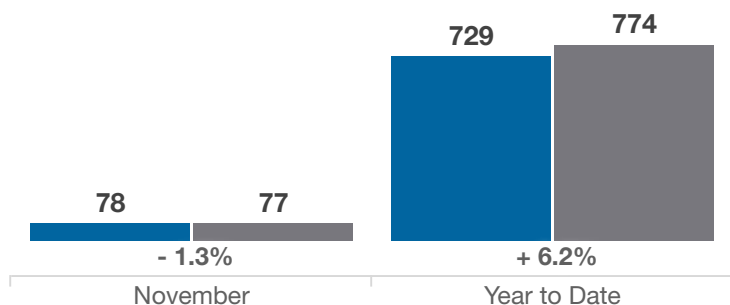
Franklin County

Key Metrics	November			Year to Date		
	2020	2021	% Change	Thru 11-2020	Thru 11-2021	% Change
Closed Sales	78	77	- 1.3%	729	774	+ 6.2%
In Contracts	63	79	+ 25.4%	754	816	+ 8.2%
Average Sales Price*	\$303,447	\$343,747	+ 13.3%	\$311,681	\$364,203	+ 16.9%
Median Sales Price*	\$282,950	\$315,000	+ 11.3%	\$278,000	\$320,500	+ 15.3%
Average Price Per Square Foot*	\$153.26	\$180.40	+ 17.7%	\$149.22	\$171.88	+ 15.2%
Percent of Original List Price Received*	102.3%	102.1%	- 0.2%	99.9%	103.0%	+ 3.1%
Percent of Last List Price Received*	102.3%	102.9%	+ 0.6%	100.6%	103.5%	+ 2.9%
Days on Market Until Sale	11	10	- 9.1%	22	11	- 50.0%
New Listings	45	54	+ 20.0%	765	852	+ 11.4%
Median List Price of New Listings	\$299,900	\$299,950	+ 0.0%	\$279,964	\$309,900	+ 10.7%
Median List Price at Time of Sale	\$269,700	\$300,000	+ 11.2%	\$275,000	\$303,200	+ 10.3%
Inventory of Homes for Sale	38	32	- 15.8%	—	—	—
Months Supply of Inventory	0.6	0.5	- 16.7%	—	—	—

\* Does not account for sale concessions and/or downpayment assistance. | Percent changes are calculated using rounded figures and can sometimes look extreme due to small sample size.

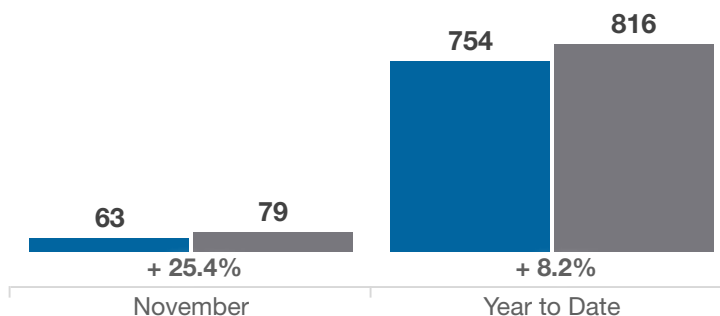
### Closed Sales

■ 2020 ■ 2021



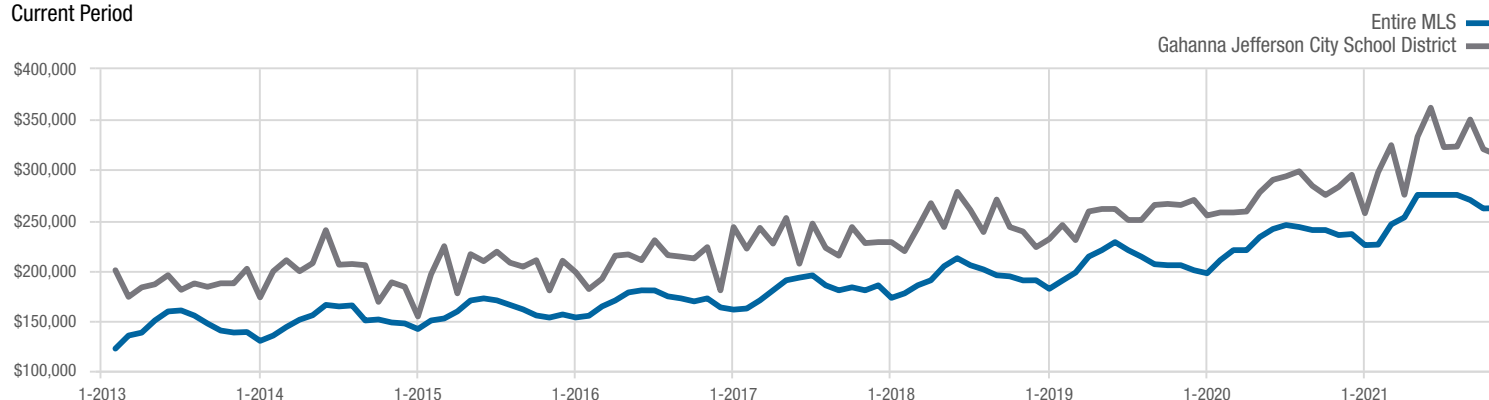
### In Contracts

■ 2020 ■ 2021



### Median Sales Price

Current Period



Each data point represents the median sales price in a given month.

# Local Market Update – November 2021

A RESEARCH TOOL PROVIDED BY THE COLUMBUS REALTORS®  
BASED ON RESIDENTIAL LISTING DATA ONLY

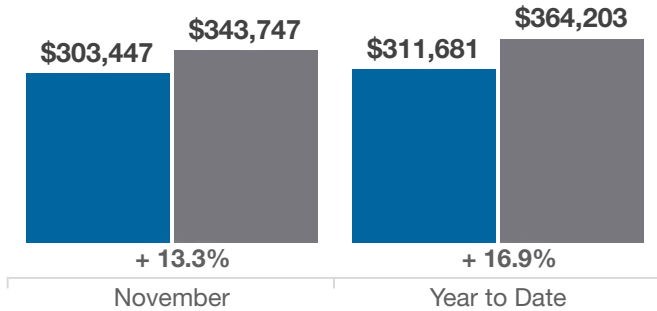


## Gahanna Jefferson City School District

Franklin County

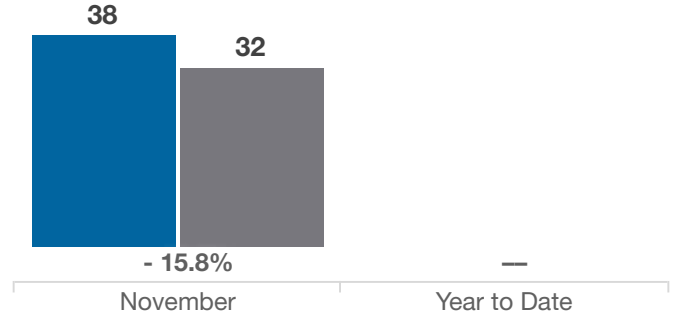
### Average Sales Price

■ 2020 ■ 2021



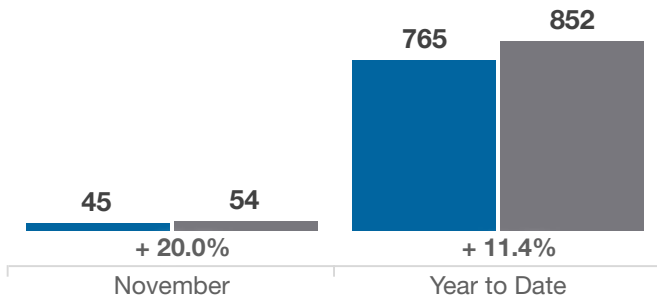
### Inventory of Homes for Sale

■ 2020 ■ 2021



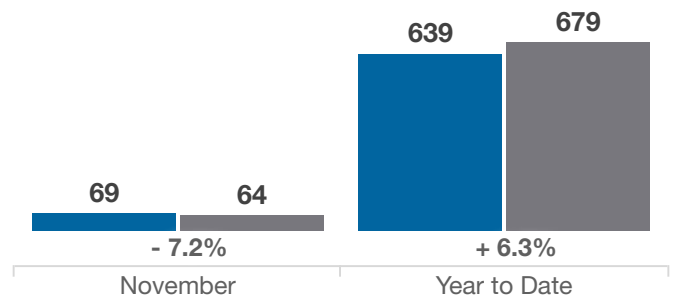
### New Listings

■ 2020 ■ 2021



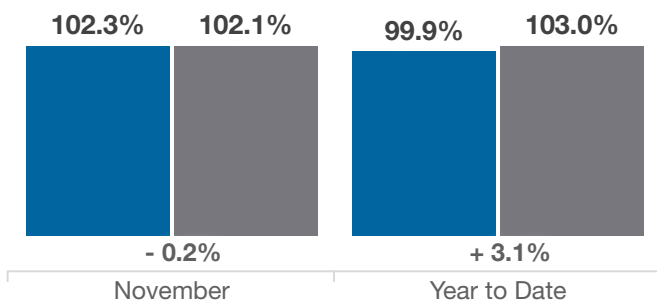
### Single Family Sales

■ 2020 ■ 2021



### Pct. Of Orig. List Price Received

■ 2020 ■ 2021



### Condo Sales

■ 2020 ■ 2021

