

Local Market Update – November 2021

A RESEARCH TOOL PROVIDED BY THE COLUMBUS REALTORS®
BASED ON RESIDENTIAL LISTING DATA ONLY



Grove City (Corp.)

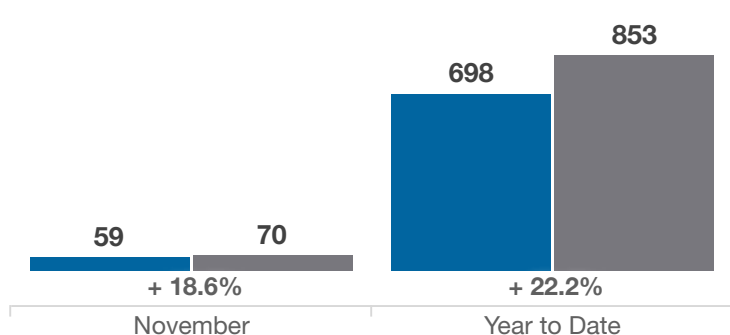
Franklin County

Key Metrics	November			Year to Date		
	2020	2021	% Change	Thru 11-2020	Thru 11-2021	% Change
Closed Sales	59	70	+ 18.6%	698	853	+ 22.2%
In Contracts	58	72	+ 24.1%	738	898	+ 21.7%
Average Sales Price*	\$271,991	\$328,041	+ 20.6%	\$271,020	\$303,319	+ 11.9%
Median Sales Price*	\$274,000	\$291,500	+ 6.4%	\$260,000	\$295,000	+ 13.5%
Average Price Per Square Foot*	\$144.74	\$176.53	+ 22.0%	\$142.55	\$163.73	+ 14.9%
Percent of Original List Price Received*	100.5%	101.0%	+ 0.5%	99.7%	102.4%	+ 2.7%
Percent of Last List Price Received*	100.7%	101.4%	+ 0.7%	100.1%	102.5%	+ 2.4%
Days on Market Until Sale	10	18	+ 80.0%	20	15	- 25.0%
New Listings	37	63	+ 70.3%	773	973	+ 25.9%
Median List Price of New Listings	\$239,000	\$328,500	+ 37.4%	\$259,900	\$299,900	+ 15.4%
Median List Price at Time of Sale	\$267,500	\$284,900	+ 6.5%	\$259,900	\$285,000	+ 9.7%
Inventory of Homes for Sale	37	64	+ 73.0%	—	—	—
Months Supply of Inventory	0.6	0.8	+ 33.3%	—	—	—

* Does not account for sale concessions and/or downpayment assistance. | Percent changes are calculated using rounded figures and can sometimes look extreme due to small sample size.

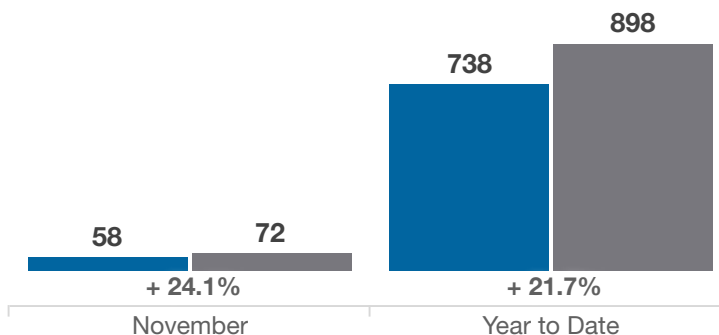
Closed Sales

■ 2020 ■ 2021



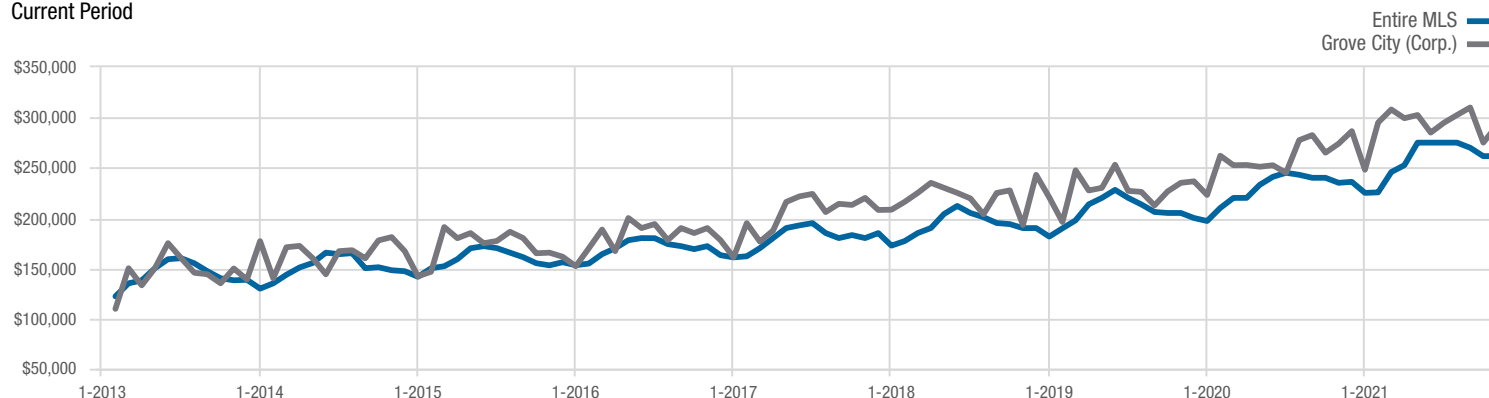
In Contracts

■ 2020 ■ 2021



Median Sales Price

Current Period



Each data point represents the median sales price in a given month.

Local Market Update – November 2021

A RESEARCH TOOL PROVIDED BY THE COLUMBUS REALTORS®
BASED ON RESIDENTIAL LISTING DATA ONLY

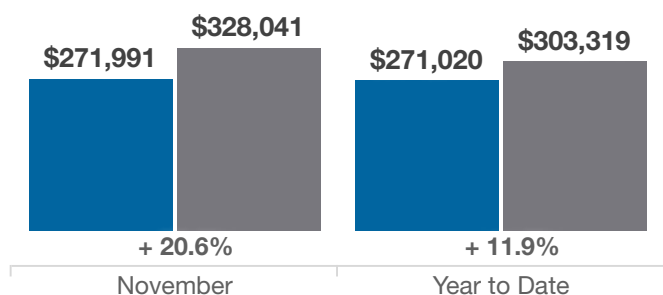


Grove City (Corp.)

Franklin County

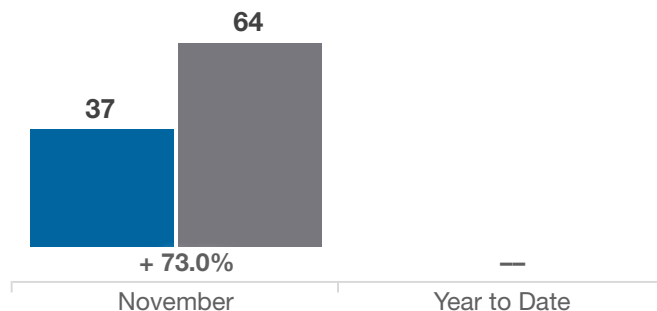
Average Sales Price

■ 2020 ■ 2021



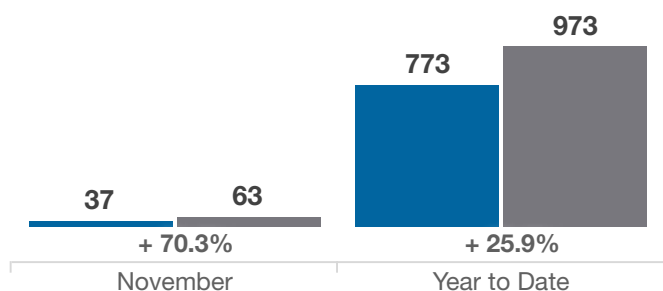
Inventory of Homes for Sale

■ 2020 ■ 2021



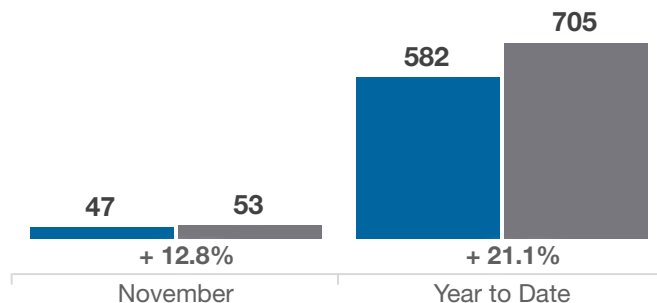
New Listings

■ 2020 ■ 2021



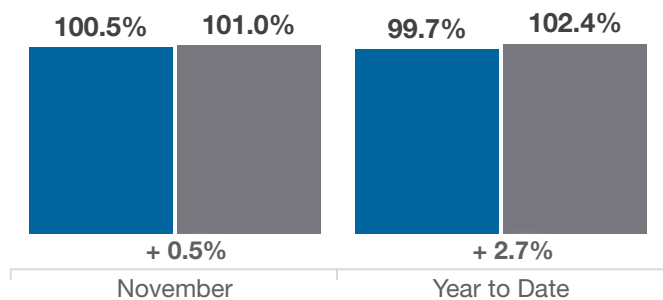
Single Family Sales

■ 2020 ■ 2021



Pct. Of Orig. List Price Received

■ 2020 ■ 2021



Condo Sales

■ 2020 ■ 2021

