

# Local Market Update – November 2021

A RESEARCH TOOL PROVIDED BY THE COLUMBUS REALTORS®  
BASED ON RESIDENTIAL LISTING DATA ONLY



## Jefferson Local School District (West Jefferson)

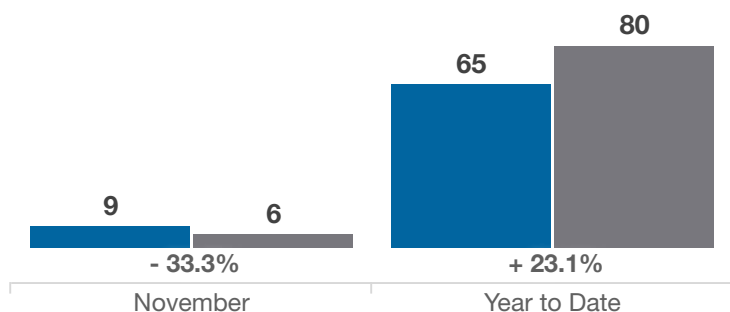
Madison County

Key Metrics	November			Year to Date		
	2020	2021	% Change	Thru 11-2020	Thru 11-2021	% Change
Closed Sales	9	6	- 33.3%	65	80	+ 23.1%
In Contracts	7	4	- 42.9%	69	81	+ 17.4%
Average Sales Price*	\$276,833	\$273,583	- 1.2%	\$234,522	\$246,717	+ 5.2%
Median Sales Price*	\$200,000	\$232,000	+ 16.0%	\$175,000	\$205,500	+ 17.4%
Average Price Per Square Foot*	\$141.09	\$172.86	+ 22.5%	\$133.51	\$158.46	+ 18.7%
Percent of Original List Price Received*	101.3%	102.7%	+ 1.4%	100.4%	100.9%	+ 0.5%
Percent of Last List Price Received*	101.3%	102.7%	+ 1.4%	101.1%	102.2%	+ 1.1%
Days on Market Until Sale	6	4	- 33.3%	21	12	- 42.9%
New Listings	3	6	+ 100.0%	74	91	+ 23.0%
Median List Price of New Listings	\$178,000	\$259,450	+ 45.8%	\$170,000	\$205,000	+ 20.6%
Median List Price at Time of Sale	\$189,900	\$227,450	+ 19.8%	\$174,900	\$201,500	+ 15.2%
Inventory of Homes for Sale	5	6	+ 20.0%	—	—	—
Months Supply of Inventory	0.8	0.9	+ 12.5%	—	—	—

\* Does not account for sale concessions and/or downpayment assistance. | Percent changes are calculated using rounded figures and can sometimes look extreme due to small sample size.

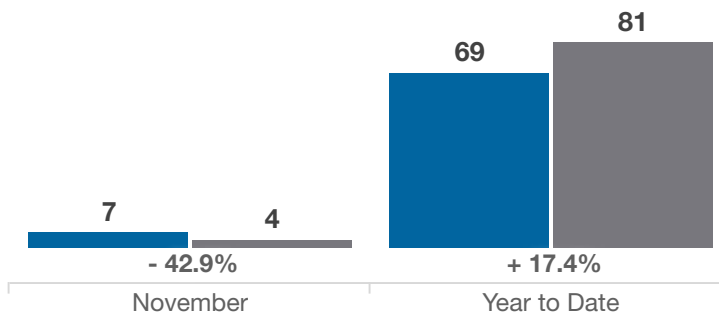
### Closed Sales

■ 2020 ■ 2021



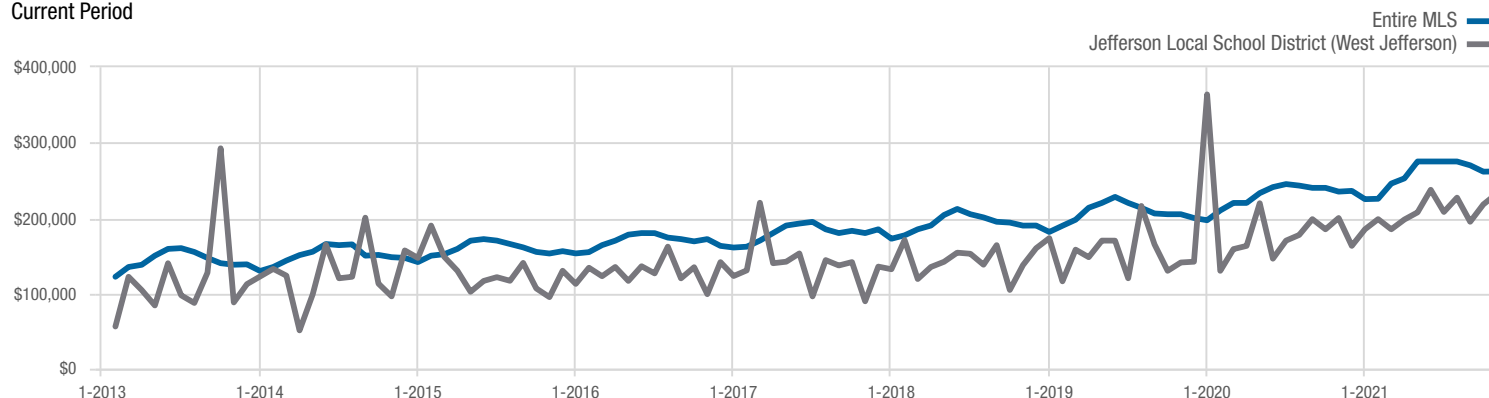
### In Contracts

■ 2020 ■ 2021



### Median Sales Price

Current Period



Each data point represents the median sales price in a given month.

# Local Market Update – November 2021

A RESEARCH TOOL PROVIDED BY THE COLUMBUS REALTORS®  
BASED ON RESIDENTIAL LISTING DATA ONLY

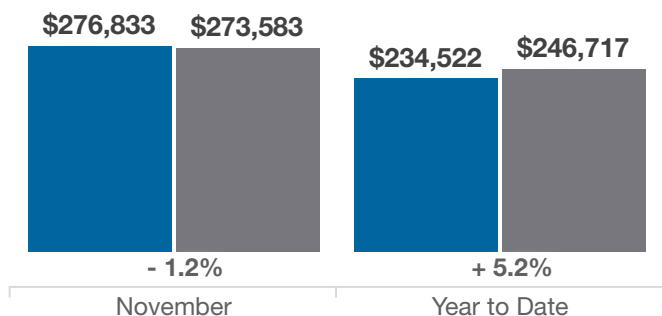


## Jefferson Local School District (West Jefferson)

Madison County

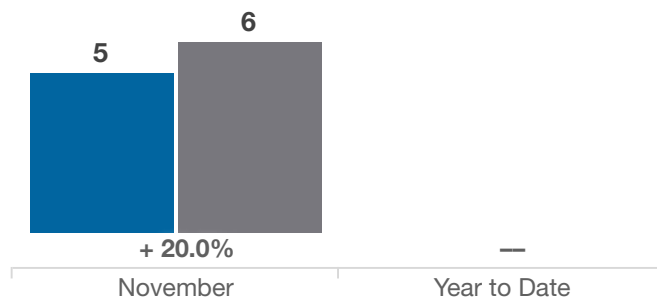
### Average Sales Price

■ 2020 ■ 2021



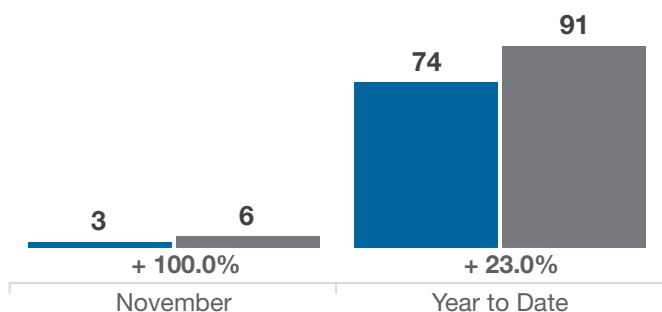
### Inventory of Homes for Sale

■ 2020 ■ 2021



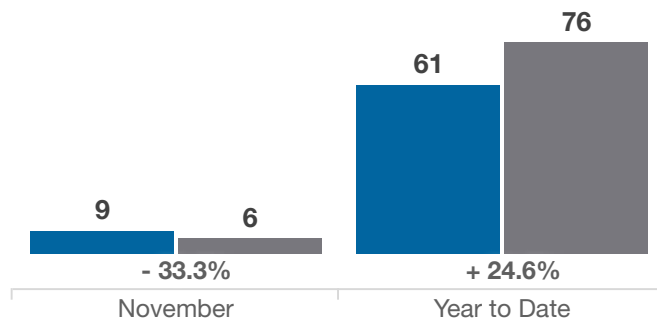
### New Listings

■ 2020 ■ 2021



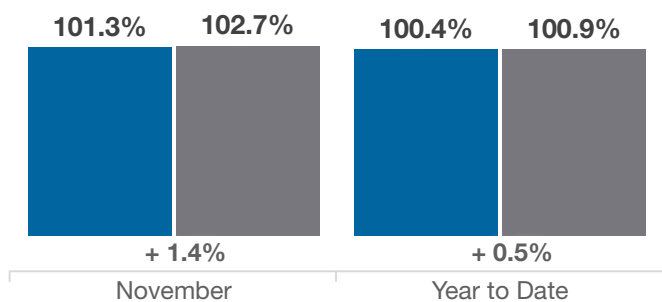
### Single Family Sales

■ 2020 ■ 2021



### Pct. Of Orig. List Price Received

■ 2020 ■ 2021



### Condo Sales

■ 2020 ■ 2021

