

Local Market Update – November 2021

A RESEARCH TOOL PROVIDED BY THE COLUMBUS REALTORS®
BASED ON RESIDENTIAL LISTING DATA ONLY



Jonathan Alder Local School District (Plain City)

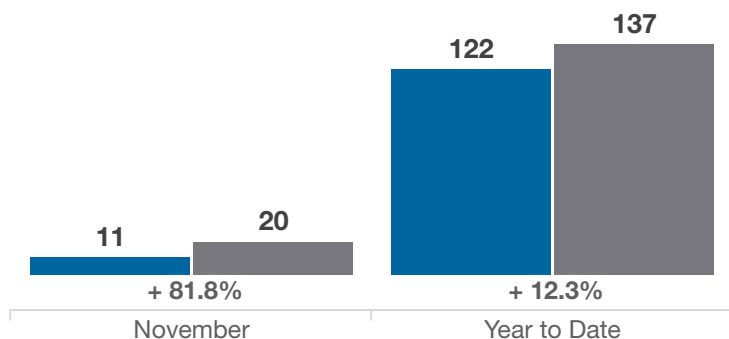
Madison and Union Counties

Key Metrics	November			Year to Date		
	2020	2021	% Change	Thru 11-2020	Thru 11-2021	% Change
Closed Sales	11	20	+ 81.8%	122	137	+ 12.3%
In Contracts	13	11	- 15.4%	129	135	+ 4.7%
Average Sales Price*	\$319,459	\$395,983	+ 24.0%	\$322,520	\$388,048	+ 20.3%
Median Sales Price*	\$325,000	\$385,000	+ 18.5%	\$318,000	\$384,000	+ 20.8%
Average Price Per Square Foot*	\$187.15	\$196.63	+ 5.1%	\$163.55	\$184.62	+ 12.9%
Percent of Original List Price Received*	102.3%	100.9%	- 1.4%	99.2%	99.7%	+ 0.5%
Percent of Last List Price Received*	103.2%	101.3%	- 1.8%	99.8%	100.6%	+ 0.8%
Days on Market Until Sale	22	11	- 50.0%	31	12	- 61.3%
New Listings	15	7	- 53.3%	132	141	+ 6.8%
Median List Price of New Listings	\$275,000	\$279,900	+ 1.8%	\$324,900	\$389,888	+ 20.0%
Median List Price at Time of Sale	\$325,000	\$385,000	+ 18.5%	\$319,900	\$375,000	+ 17.2%
Inventory of Homes for Sale	14	11	- 21.4%	—	—	—
Months Supply of Inventory	1.2	0.9	- 25.0%	—	—	—

* Does not account for sale concessions and/or downpayment assistance. | Percent changes are calculated using rounded figures and can sometimes look extreme due to small sample size.

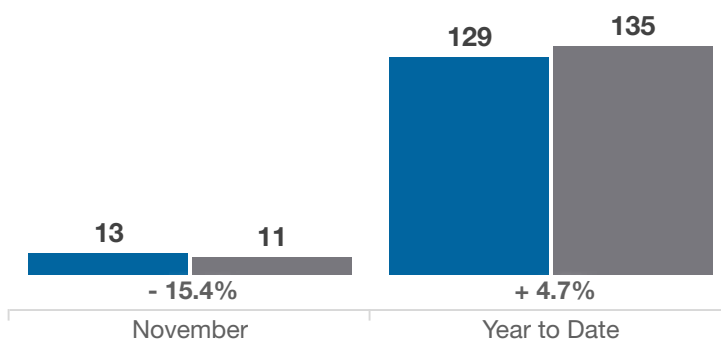
Closed Sales

■ 2020 ■ 2021



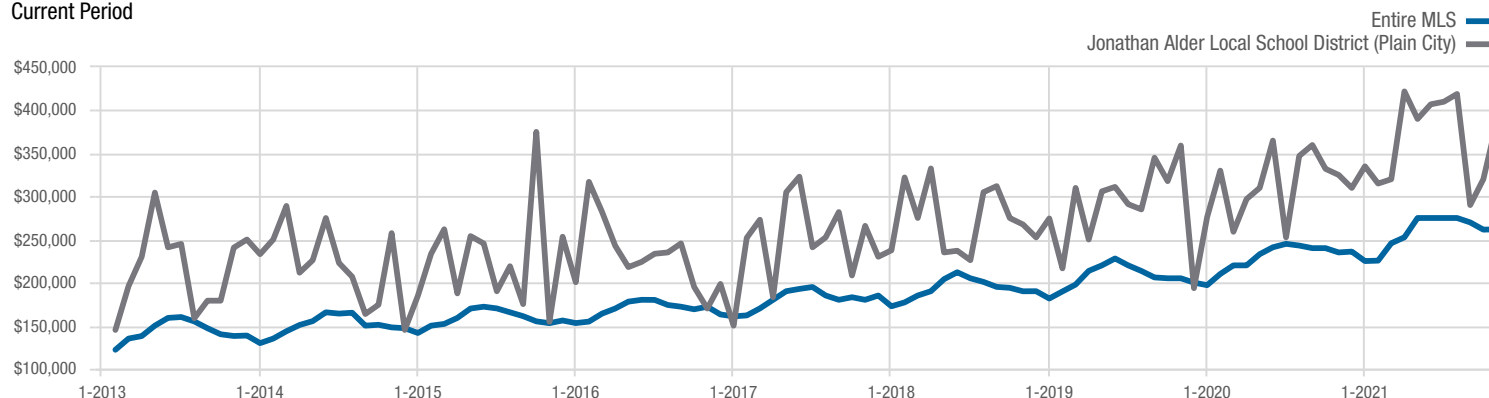
In Contracts

■ 2020 ■ 2021



Median Sales Price

Current Period



Each data point represents the median sales price in a given month.

Local Market Update – November 2021

A RESEARCH TOOL PROVIDED BY THE COLUMBUS REALTORS®
BASED ON RESIDENTIAL LISTING DATA ONLY

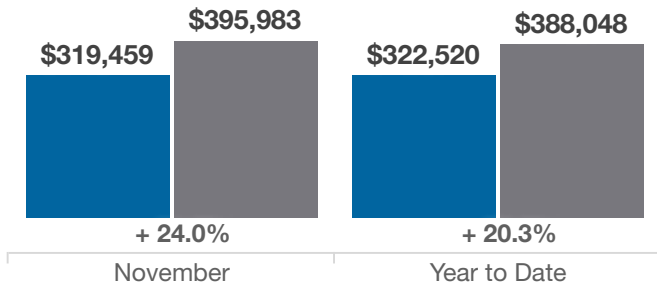


Jonathan Alder Local School District (Plain City)

Madison and Union Counties

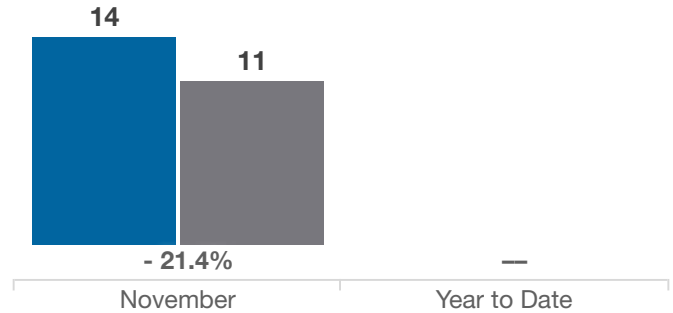
Average Sales Price

■ 2020 ■ 2021



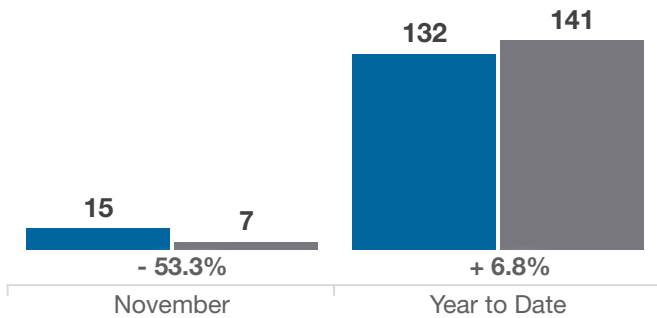
Inventory of Homes for Sale

■ 2020 ■ 2021



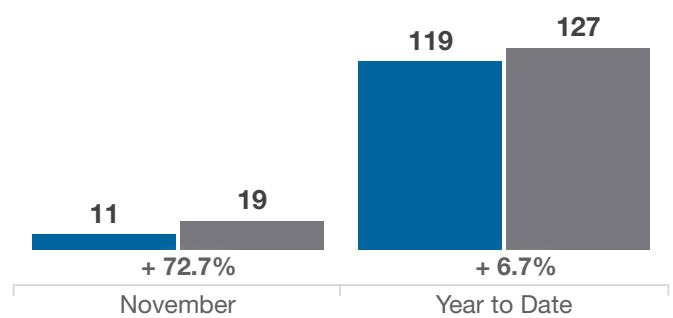
New Listings

■ 2020 ■ 2021



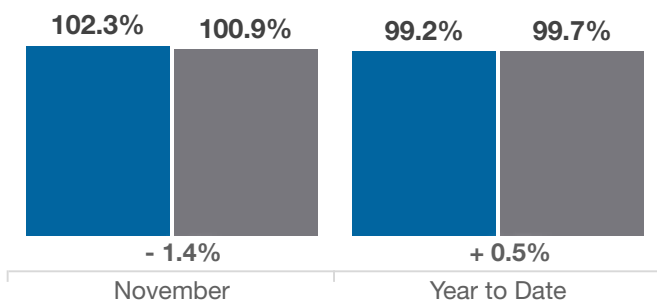
Single Family Sales

■ 2020 ■ 2021



Pct. Of Orig. List Price Received

■ 2020 ■ 2021



Condo Sales

■ 2020 ■ 2021

