

# Local Market Update – November 2021

A RESEARCH TOOL PROVIDED BY THE COLUMBUS REALTORS®  
BASED ON RESIDENTIAL LISTING DATA ONLY



## Miami Trace Local School District

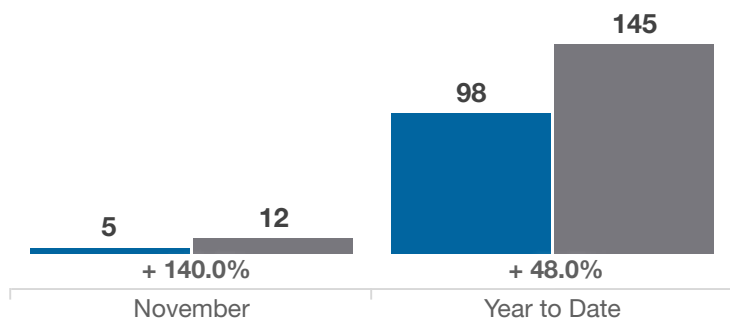
Fayette, Madison, Pickaway and Ross Counties

Key Metrics	November			Year to Date		
	2020	2021	% Change	Thru 11-2020	Thru 11-2021	% Change
Closed Sales	5	12	+ 140.0%	98	145	+ 48.0%
In Contracts	14	15	+ 7.1%	112	145	+ 29.5%
Average Sales Price*	\$313,400	\$207,225	- 33.9%	\$185,903	\$199,679	+ 7.4%
Median Sales Price*	\$255,000	\$147,500	- 42.2%	\$170,000	\$175,000	+ 2.9%
Average Price Per Square Foot*	\$140.82	\$120.80	- 14.2%	\$105.03	\$118.12	+ 12.5%
Percent of Original List Price Received*	96.7%	93.0%	- 3.8%	97.8%	97.8%	0.0%
Percent of Last List Price Received*	97.8%	96.5%	- 1.3%	100.2%	99.5%	- 0.7%
Days on Market Until Sale	9	38	+ 322.2%	27	22	- 18.5%
New Listings	9	7	- 22.2%	131	152	+ 16.0%
Median List Price of New Listings	\$159,900	\$190,000	+ 18.8%	\$167,500	\$174,900	+ 4.4%
Median List Price at Time of Sale	\$255,500	\$154,500	- 39.5%	\$169,900	\$172,158	+ 1.3%
Inventory of Homes for Sale	19	10	- 47.4%	—	—	—
Months Supply of Inventory	1.9	0.8	- 57.9%	—	—	—

\* Does not account for sale concessions and/or downpayment assistance. | Percent changes are calculated using rounded figures and can sometimes look extreme due to small sample size.

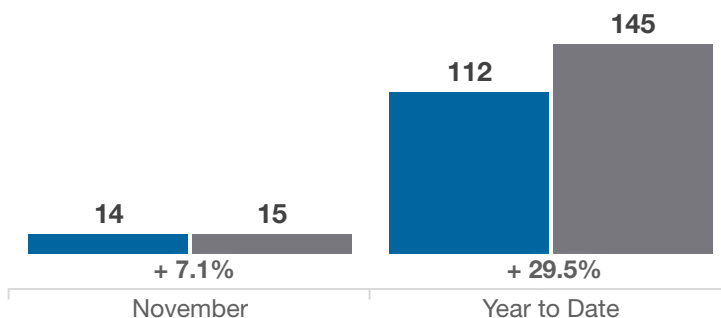
### Closed Sales

■ 2020 ■ 2021



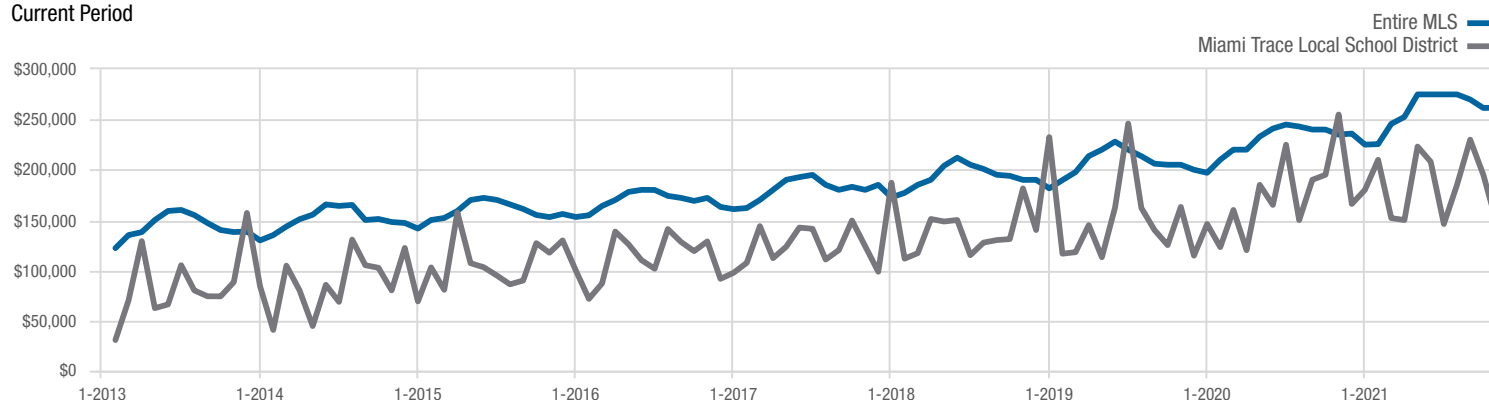
### In Contracts

■ 2020 ■ 2021



### Median Sales Price

Current Period



Each data point represents the median sales price in a given month.

# Local Market Update – November 2021

A RESEARCH TOOL PROVIDED BY THE COLUMBUS REALTORS®  
BASED ON RESIDENTIAL LISTING DATA ONLY

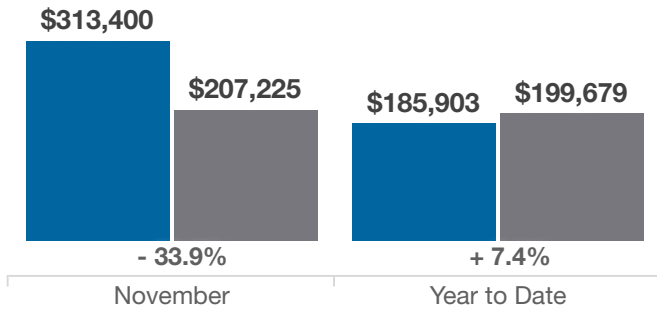


## Miami Trace Local School District

Fayette, Madison, Pickaway and Ross Counties

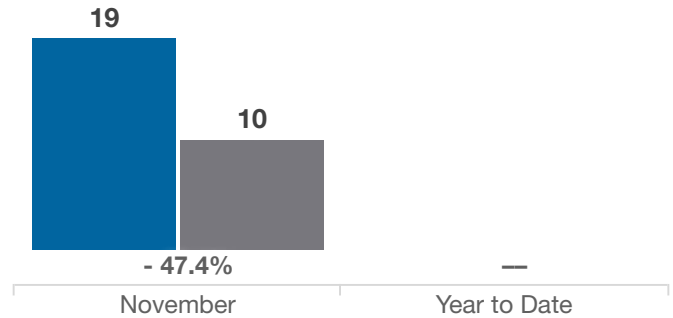
### Average Sales Price

■ 2020 ■ 2021



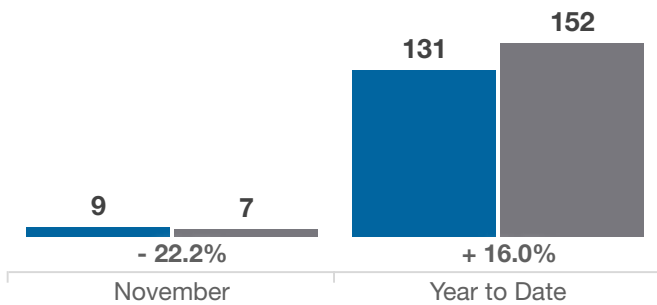
### Inventory of Homes for Sale

■ 2020 ■ 2021



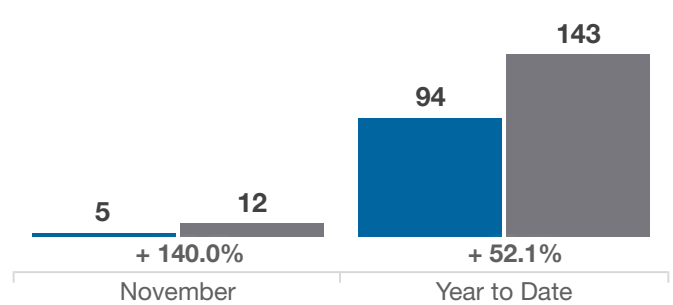
### New Listings

■ 2020 ■ 2021



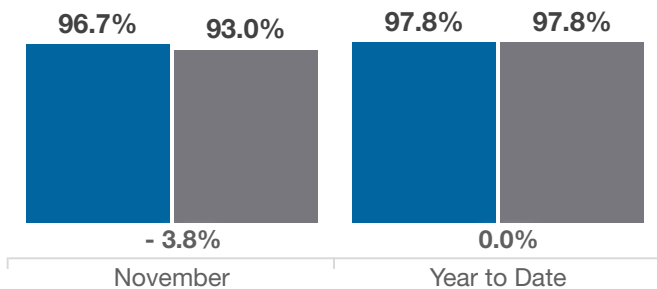
### Single Family Sales

■ 2020 ■ 2021



### Pct. Of Orig. List Price Received

■ 2020 ■ 2021



### Condo Sales

■ 2020 ■ 2021

