

Local Market Update – November 2021

A RESEARCH TOOL PROVIDED BY THE COLUMBUS REALTORS®
BASED ON RESIDENTIAL LISTING DATA ONLY



Minerva Park (Corp.)

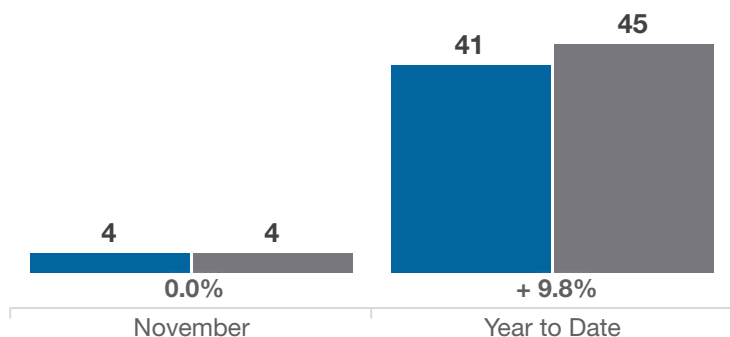
Franklin County

Key Metrics	November			Year to Date		
	2020	2021	% Change	Thru 11-2020	Thru 11-2021	% Change
Closed Sales	4	4	0.0%	41	45	+ 9.8%
In Contracts	6	3	- 50.0%	44	43	- 2.3%
Average Sales Price*	\$263,750	\$268,750	+ 1.9%	\$269,876	\$303,108	+ 12.3%
Median Sales Price*	\$265,000	\$277,500	+ 4.7%	\$276,000	\$299,900	+ 8.7%
Average Price Per Square Foot*	\$147.18	\$211.02	+ 43.4%	\$155.27	\$180.87	+ 16.5%
Percent of Original List Price Received*	97.0%	102.2%	+ 5.4%	97.2%	103.8%	+ 6.8%
Percent of Last List Price Received*	98.8%	103.9%	+ 5.2%	99.3%	104.2%	+ 4.9%
Days on Market Until Sale	13	12	- 7.7%	32	9	- 71.9%
New Listings	7	1	- 85.7%	49	44	- 10.2%
Median List Price of New Listings	\$299,000	\$269,900	- 9.7%	\$280,000	\$292,450	+ 4.4%
Median List Price at Time of Sale	\$267,450	\$264,950	- 0.9%	\$274,900	\$299,000	+ 8.8%
Inventory of Homes for Sale	6	1	- 83.3%	—	—	—
Months Supply of Inventory	1.4	0.3	- 78.6%	—	—	—

* Does not account for sale concessions and/or downpayment assistance. | Percent changes are calculated using rounded figures and can sometimes look extreme due to small sample size.

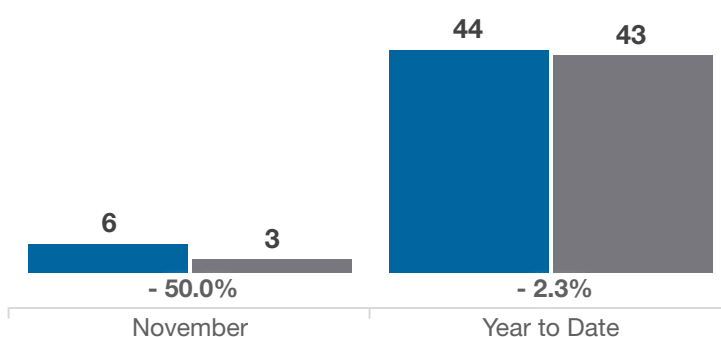
Closed Sales

■ 2020 ■ 2021



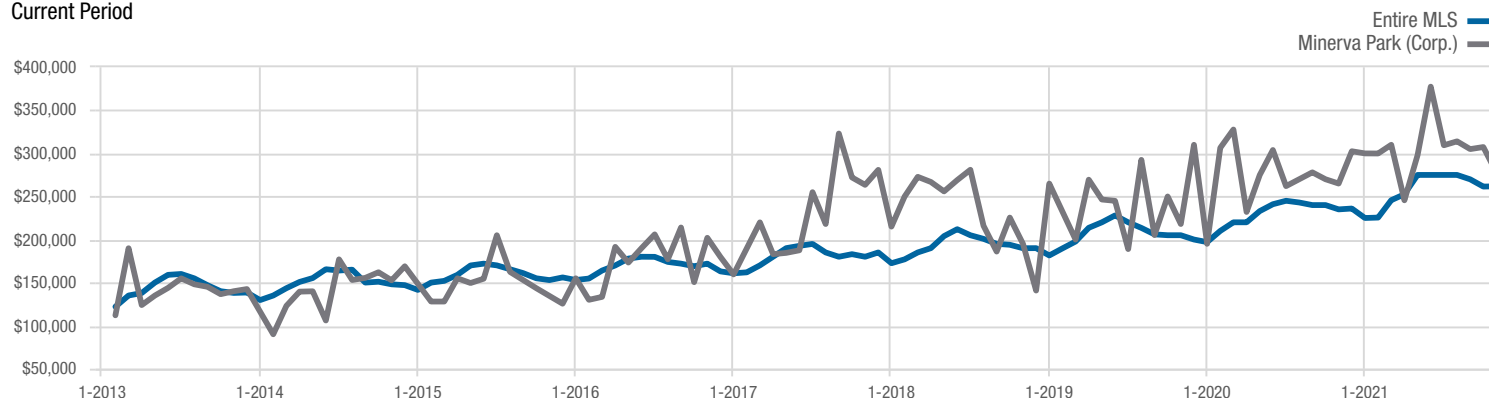
In Contracts

■ 2020 ■ 2021



Median Sales Price

Current Period



Each data point represents the median sales price in a given month.

Local Market Update – November 2021

A RESEARCH TOOL PROVIDED BY THE COLUMBUS REALTORS®
BASED ON RESIDENTIAL LISTING DATA ONLY

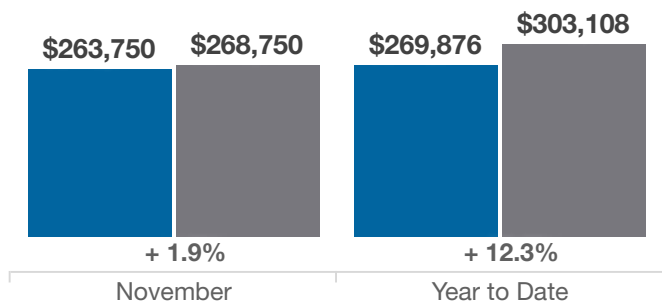


Minerva Park (Corp.)

Franklin County

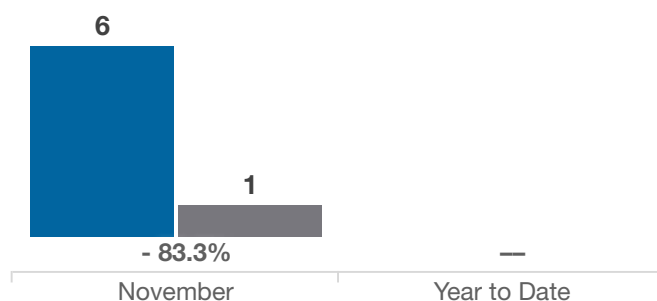
Average Sales Price

■ 2020 ■ 2021



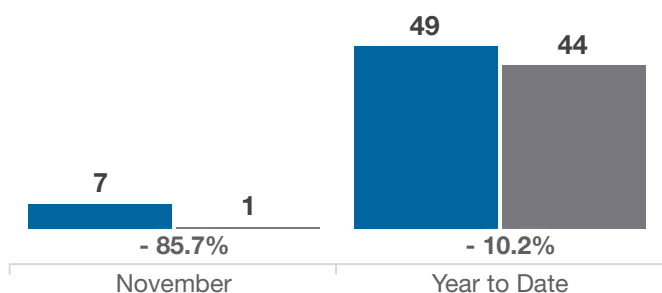
Inventory of Homes for Sale

■ 2020 ■ 2021



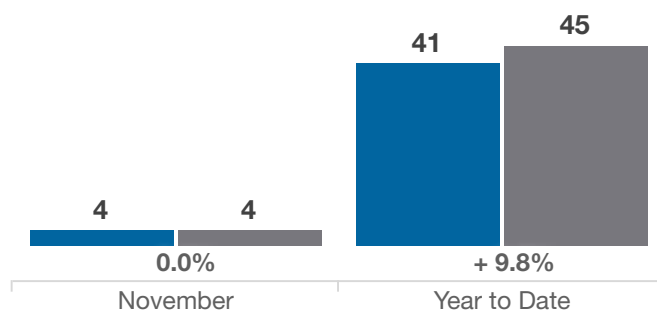
New Listings

■ 2020 ■ 2021



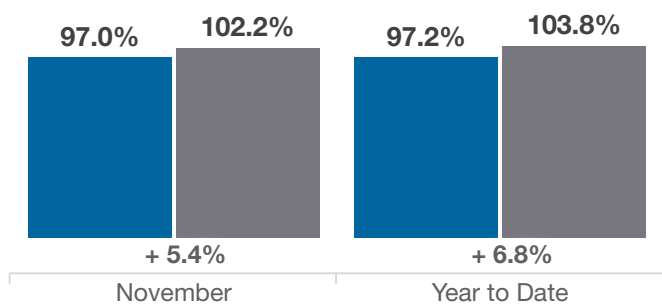
Single Family Sales

■ 2020 ■ 2021



Pct. Of Orig. List Price Received

■ 2020 ■ 2021



Condo Sales

■ 2020 ■ 2021

