

# Local Market Update – November 2021

A RESEARCH TOOL PROVIDED BY THE COLUMBUS REALTORS®  
BASED ON RESIDENTIAL LISTING DATA ONLY



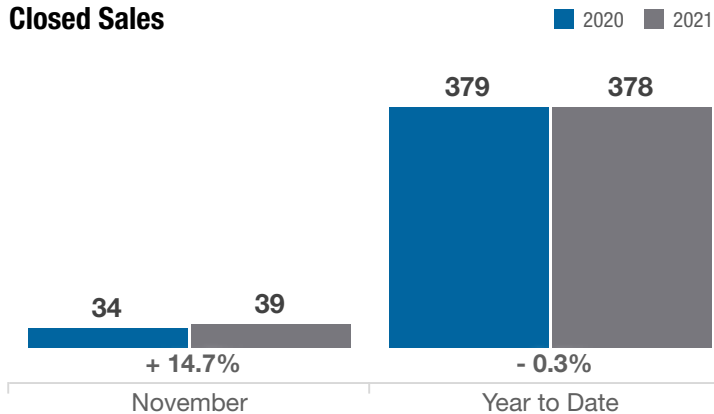
## New Albany Plain Local School District

Franklin and Licking Counties

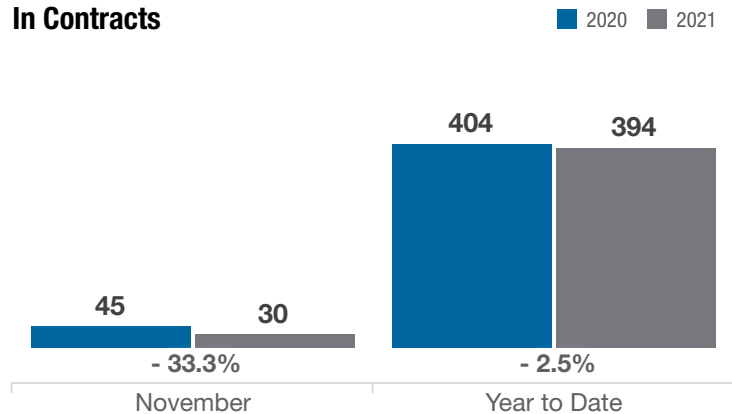
Key Metrics	November			Year to Date		
	2020	2021	% Change	Thru 11-2020	Thru 11-2021	% Change
Closed Sales	34	39	+ 14.7%	379	378	- 0.3%
In Contracts	45	30	- 33.3%	404	394	- 2.5%
Average Sales Price*	\$606,525	\$612,879	+ 1.0%	\$576,363	\$649,278	+ 12.7%
Median Sales Price*	\$406,125	\$515,000	+ 26.8%	\$445,500	\$525,000	+ 17.8%
Average Price Per Square Foot*	\$193.99	\$205.61	+ 6.0%	\$184.24	\$211.02	+ 14.5%
Percent of Original List Price Received*	97.4%	98.9%	+ 1.5%	97.6%	100.5%	+ 3.0%
Percent of Last List Price Received*	98.9%	100.6%	+ 1.7%	98.9%	101.2%	+ 2.3%
Days on Market Until Sale	27	17	- 37.0%	39	20	- 48.7%
New Listings	23	18	- 21.7%	415	398	- 4.1%
Median List Price of New Listings	\$563,500	\$557,500	- 1.1%	\$439,950	\$525,000	+ 19.3%
Median List Price at Time of Sale	\$412,450	\$499,900	+ 21.2%	\$449,900	\$524,900	+ 16.7%
Inventory of Homes for Sale	25	22	- 12.0%	—	—	—
Months Supply of Inventory	0.7	0.6	- 14.3%	—	—	—

\* Does not account for sale concessions and/or downpayment assistance. | Percent changes are calculated using rounded figures and can sometimes look extreme due to small sample size.

### Closed Sales

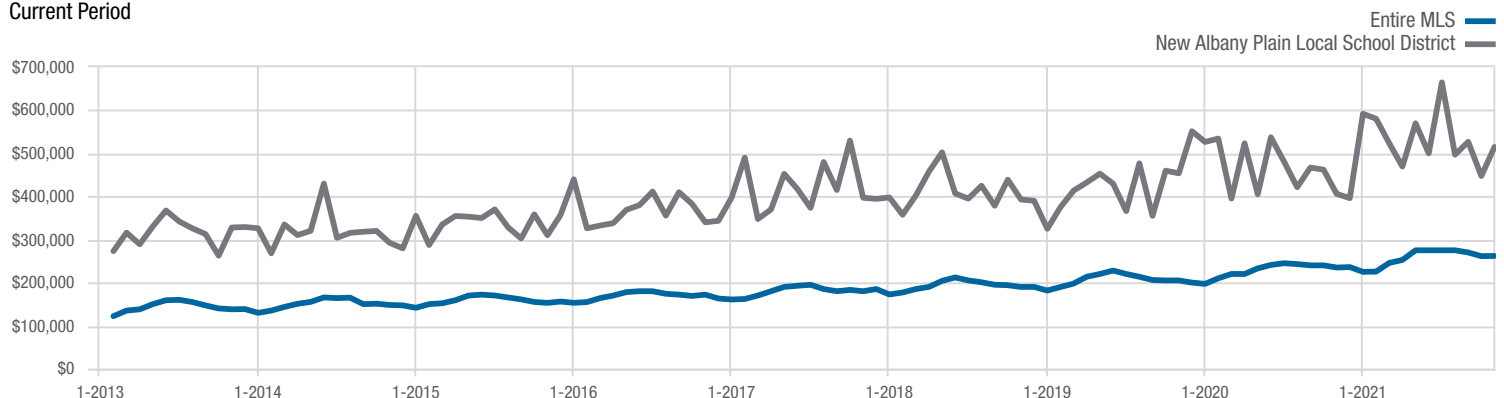


### In Contracts



### Median Sales Price

Current Period



Each data point represents the median sales price in a given month.

# Local Market Update – November 2021

A RESEARCH TOOL PROVIDED BY THE COLUMBUS REALTORS®  
BASED ON RESIDENTIAL LISTING DATA ONLY

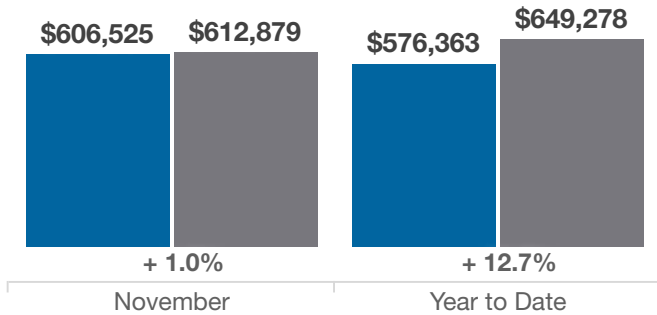


## New Albany Plain Local School District

Franklin and Licking Counties

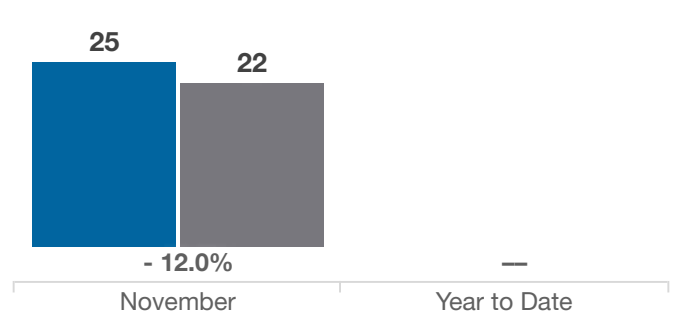
### Average Sales Price

■ 2020 ■ 2021



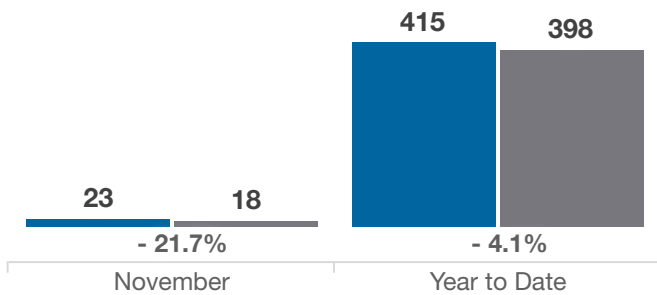
### Inventory of Homes for Sale

■ 2020 ■ 2021



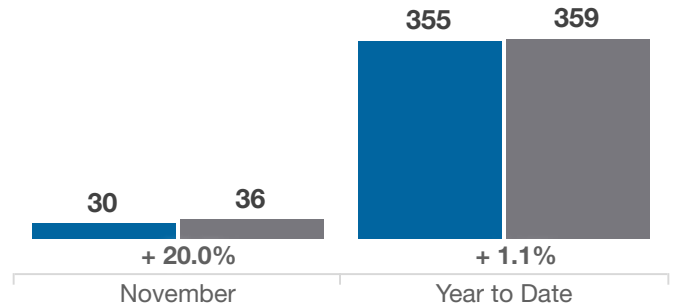
### New Listings

■ 2020 ■ 2021



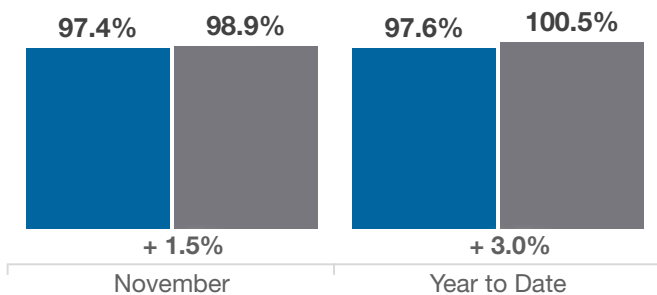
### Single Family Sales

■ 2020 ■ 2021



### Pct. Of Orig. List Price Received

■ 2020 ■ 2021



### Condo Sales

■ 2020 ■ 2021

