

Local Market Update – November 2021

A RESEARCH TOOL PROVIDED BY THE COLUMBUS REALTORS®
BASED ON RESIDENTIAL LISTING DATA ONLY



Olentangy Local School District

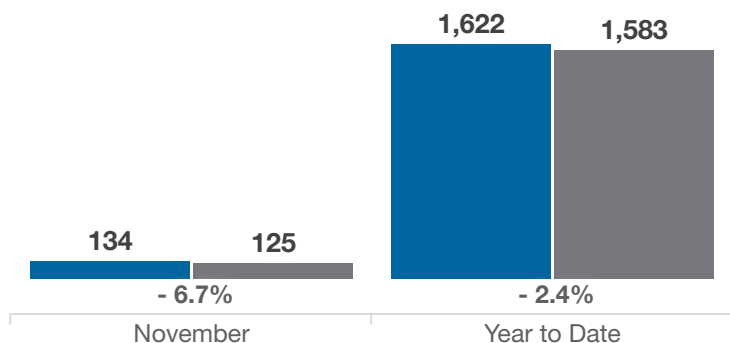
Delaware and Franklin Counties

Key Metrics	November			Year to Date		
	2020	2021	% Change	Thru 11-2020	Thru 11-2021	% Change
Closed Sales	134	125	- 6.7%	1,622	1,583	- 2.4%
In Contracts	130	114	- 12.3%	1,716	1,604	- 6.5%
Average Sales Price*	\$429,129	\$479,691	+ 11.8%	\$434,756	\$487,468	+ 12.1%
Median Sales Price*	\$408,000	\$440,000	+ 7.8%	\$400,000	\$445,000	+ 11.3%
Average Price Per Square Foot*	\$172.71	\$194.17	+ 12.4%	\$165.68	\$190.46	+ 15.0%
Percent of Original List Price Received*	100.0%	100.9%	+ 0.9%	98.6%	102.3%	+ 3.8%
Percent of Last List Price Received*	100.7%	101.6%	+ 0.9%	99.5%	102.6%	+ 3.1%
Days on Market Until Sale	27	18	- 33.3%	40	19	- 52.5%
New Listings	92	98	+ 6.5%	1,796	1,709	- 4.8%
Median List Price of New Listings	\$399,900	\$414,695	+ 3.7%	\$412,900	\$436,990	+ 5.8%
Median List Price at Time of Sale	\$404,900	\$429,900	+ 6.2%	\$399,900	\$435,000	+ 8.8%
Inventory of Homes for Sale	152	101	- 33.6%	—	—	—
Months Supply of Inventory	1.0	0.7	- 30.0%	—	—	—

* Does not account for sale concessions and/or downpayment assistance. | Percent changes are calculated using rounded figures and can sometimes look extreme due to small sample size.

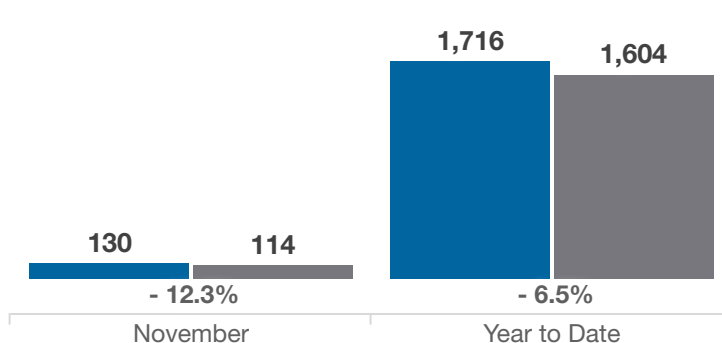
Closed Sales

■ 2020 ■ 2021



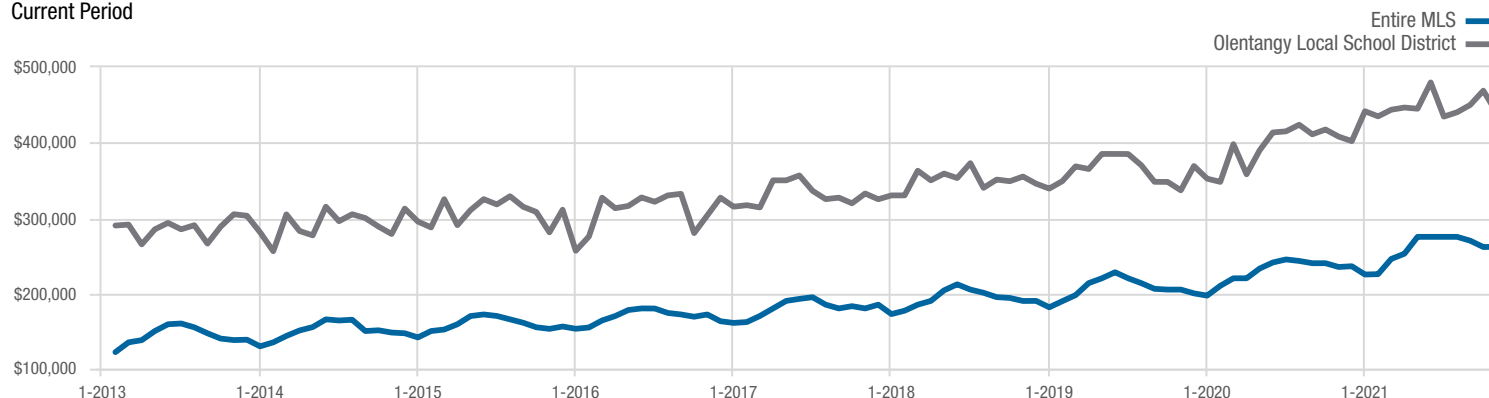
In Contracts

■ 2020 ■ 2021



Median Sales Price

Current Period



Each data point represents the median sales price in a given month.

Local Market Update – November 2021

A RESEARCH TOOL PROVIDED BY THE COLUMBUS REALTORS®
BASED ON RESIDENTIAL LISTING DATA ONLY

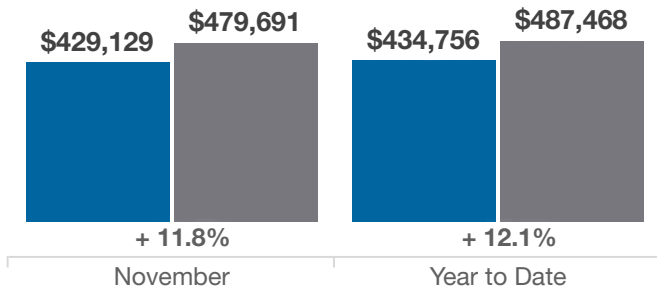


Olentangy Local School District

Delaware and Franklin Counties

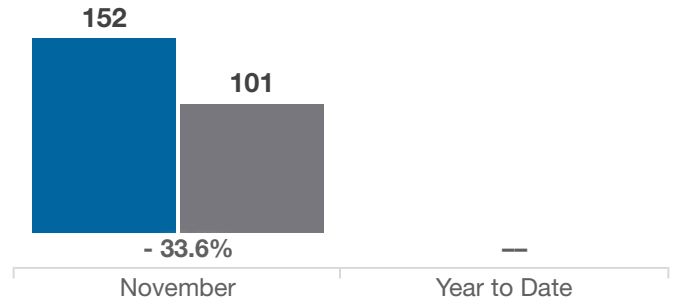
Average Sales Price

■ 2020 ■ 2021



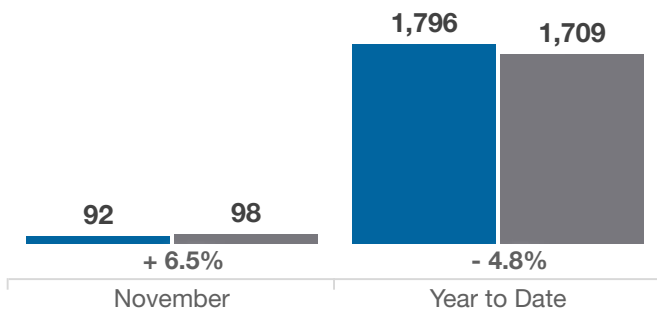
Inventory of Homes for Sale

■ 2020 ■ 2021



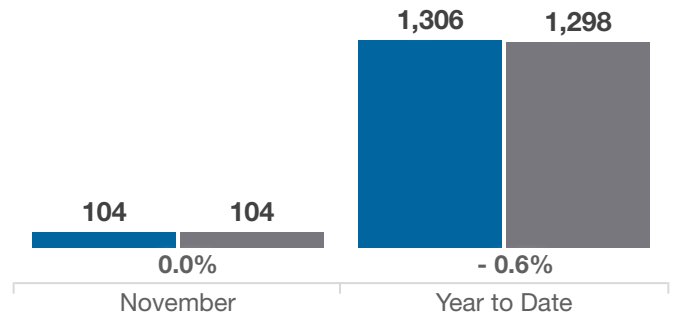
New Listings

■ 2020 ■ 2021



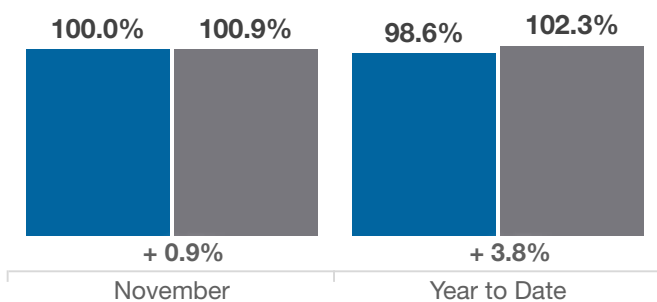
Single Family Sales

■ 2020 ■ 2021



Pct. Of Orig. List Price Received

■ 2020 ■ 2021



Condo Sales

■ 2020 ■ 2021

