

# Local Market Update – November 2021

A RESEARCH TOOL PROVIDED BY THE COLUMBUS REALTORS®  
BASED ON RESIDENTIAL LISTING DATA ONLY



## Reynoldsburg City School District

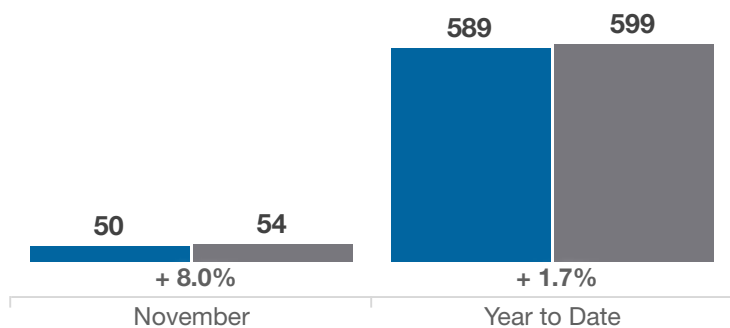
Franklin, Fairfield and Licking Counties

Key Metrics	November			Year to Date		
	2020	2021	% Change	Thru 11-2020	Thru 11-2021	% Change
Closed Sales	50	54	+ 8.0%	589	599	+ 1.7%
In Contracts	48	53	+ 10.4%	608	626	+ 3.0%
Average Sales Price*	\$226,123	\$249,080	+ 10.2%	\$211,435	\$242,875	+ 14.9%
Median Sales Price*	\$222,500	\$250,000	+ 12.4%	\$213,900	\$238,450	+ 11.5%
Average Price Per Square Foot*	\$129.70	\$153.70	+ 18.5%	\$121.90	\$146.17	+ 19.9%
Percent of Original List Price Received*	102.9%	103.5%	+ 0.6%	101.4%	104.9%	+ 3.5%
Percent of Last List Price Received*	102.8%	103.2%	+ 0.4%	101.4%	104.4%	+ 3.0%
Days on Market Until Sale	8	8	0.0%	13	8	- 38.5%
New Listings	40	45	+ 12.5%	623	659	+ 5.8%
Median List Price of New Listings	\$247,450	\$250,000	+ 1.0%	\$214,900	\$230,000	+ 7.0%
Median List Price at Time of Sale	\$213,500	\$234,900	+ 10.0%	\$209,900	\$226,000	+ 7.7%
Inventory of Homes for Sale	20	28	+ 40.0%	—	—	—
Months Supply of Inventory	0.4	0.5	+ 25.0%	—	—	—

\* Does not account for sale concessions and/or downpayment assistance. | Percent changes are calculated using rounded figures and can sometimes look extreme due to small sample size.

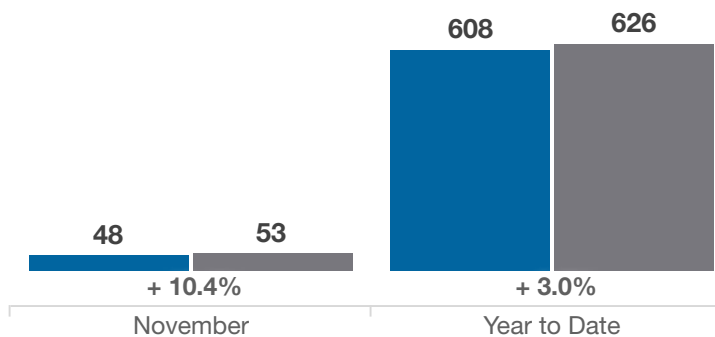
### Closed Sales

■ 2020 ■ 2021



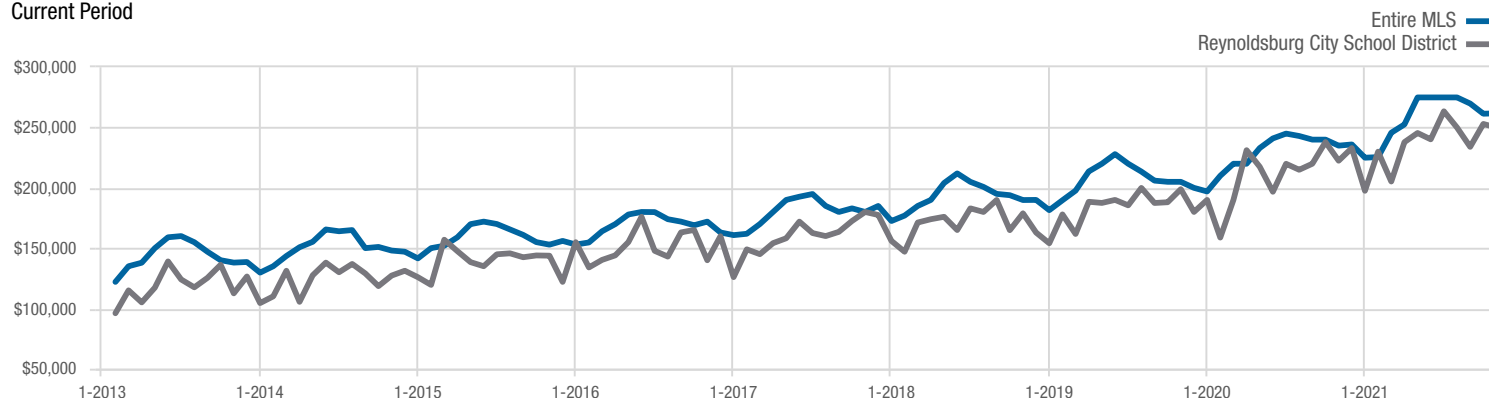
### In Contracts

■ 2020 ■ 2021



### Median Sales Price

Current Period



Each data point represents the median sales price in a given month.

# Local Market Update – November 2021

A RESEARCH TOOL PROVIDED BY THE COLUMBUS REALTORS®  
BASED ON RESIDENTIAL LISTING DATA ONLY

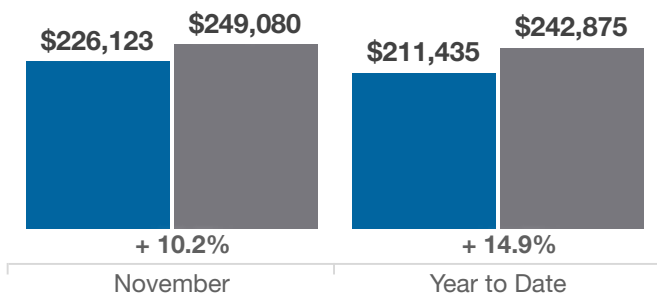


## Reynoldsburg City School District

Franklin, Fairfield and Licking Counties

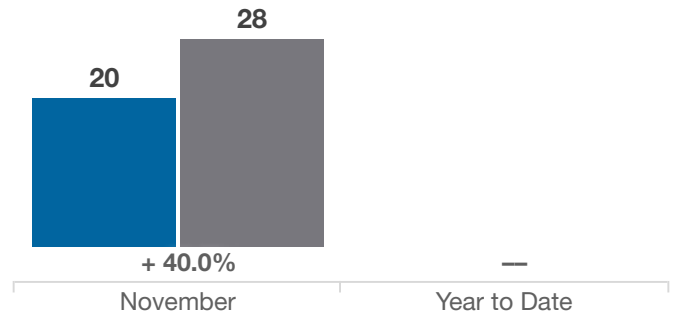
### Average Sales Price

■ 2020 ■ 2021



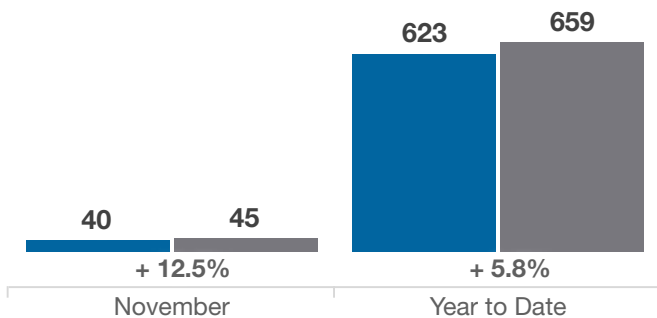
### Inventory of Homes for Sale

■ 2020 ■ 2021



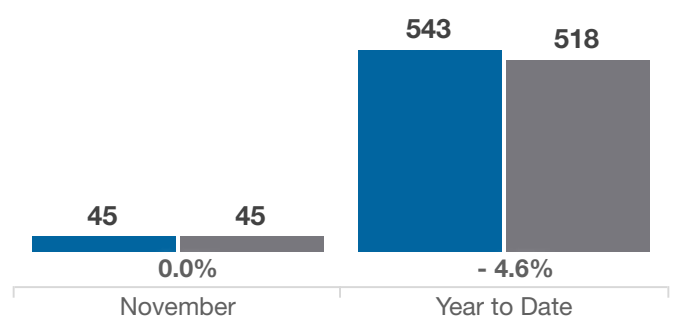
### New Listings

■ 2020 ■ 2021



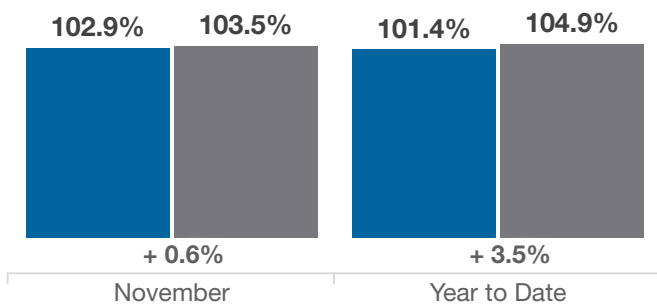
### Single Family Sales

■ 2020 ■ 2021



### Pct. Of Orig. List Price Received

■ 2020 ■ 2021



### Condo Sales

■ 2020 ■ 2021

