

# Local Market Update – November 2021

A RESEARCH TOOL PROVIDED BY THE COLUMBUS REALTORS®  
BASED ON RESIDENTIAL LISTING DATA ONLY



## South-Western City School District (Grove City)

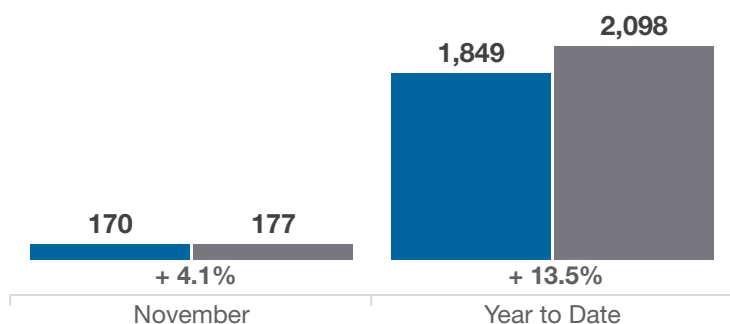
Franklin and Pickaway Counties

Key Metrics	November			Year to Date		
	2020	2021	% Change	Thru 11-2020	Thru 11-2021	% Change
Closed Sales	170	177	+ 4.1%	1,849	2,098	+ 13.5%
In Contracts	163	192	+ 17.8%	1,947	2,179	+ 11.9%
Average Sales Price*	\$220,825	\$264,438	+ 19.8%	\$220,049	\$256,474	+ 16.6%
Median Sales Price*	\$205,000	\$240,000	+ 17.1%	\$203,000	\$240,000	+ 18.2%
Average Price Per Square Foot*	\$136.15	\$163.41	+ 20.0%	\$134.03	\$157.93	+ 17.8%
Percent of Original List Price Received*	100.6%	103.4%	+ 2.8%	100.5%	103.7%	+ 3.2%
Percent of Last List Price Received*	100.9%	103.4%	+ 2.5%	100.9%	103.7%	+ 2.8%
Days on Market Until Sale	10	12	+ 20.0%	16	11	- 31.3%
New Listings	124	166	+ 33.9%	2,022	2,318	+ 14.6%
Median List Price of New Listings	\$199,450	\$239,950	+ 20.3%	\$199,900	\$235,000	+ 17.6%
Median List Price at Time of Sale	\$199,900	\$229,900	+ 15.0%	\$199,900	\$229,900	+ 15.0%
Inventory of Homes for Sale	99	114	+ 15.2%	—	—	—
Months Supply of Inventory	0.6	0.6	0.0%	—	—	—

\* Does not account for sale concessions and/or downpayment assistance. | Percent changes are calculated using rounded figures and can sometimes look extreme due to small sample size.

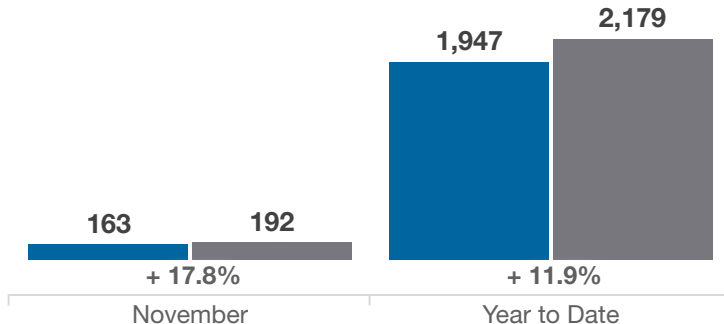
### Closed Sales

■ 2020 ■ 2021



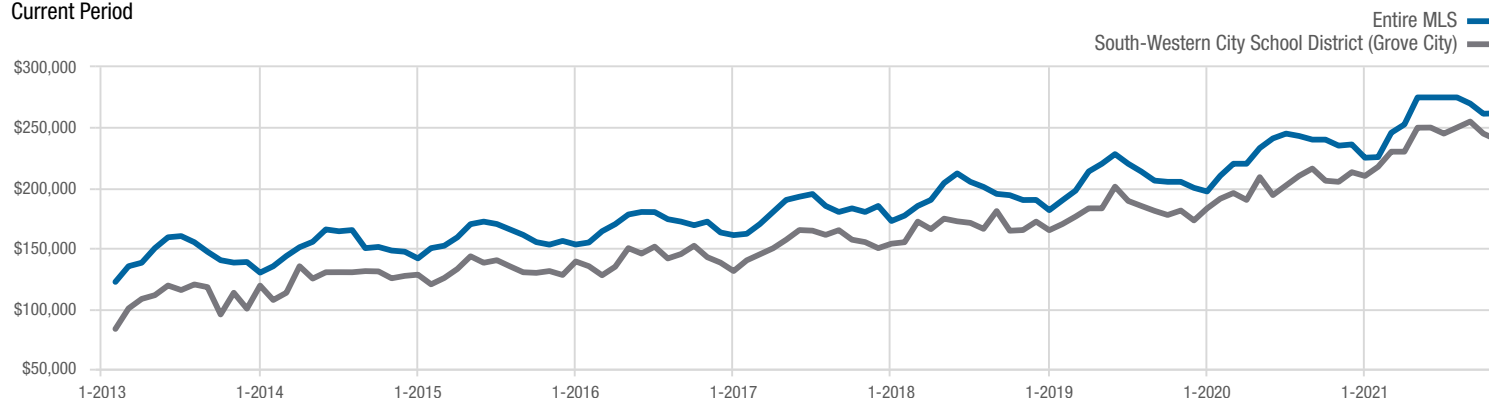
### In Contracts

■ 2020 ■ 2021



### Median Sales Price

Current Period



Each data point represents the median sales price in a given month.

# Local Market Update – November 2021

A RESEARCH TOOL PROVIDED BY THE COLUMBUS REALTORS®  
BASED ON RESIDENTIAL LISTING DATA ONLY

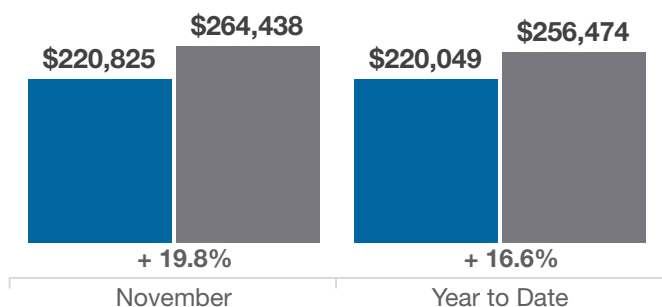


## South-Western City School District (Grove City)

Franklin and Pickaway Counties

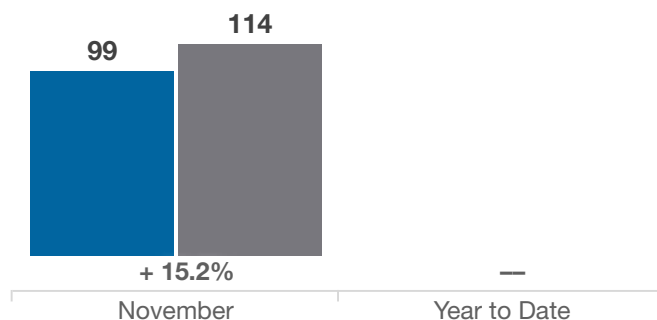
### Average Sales Price

■ 2020 ■ 2021



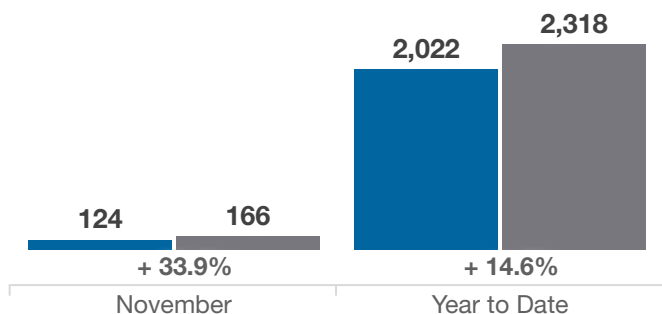
### Inventory of Homes for Sale

■ 2020 ■ 2021



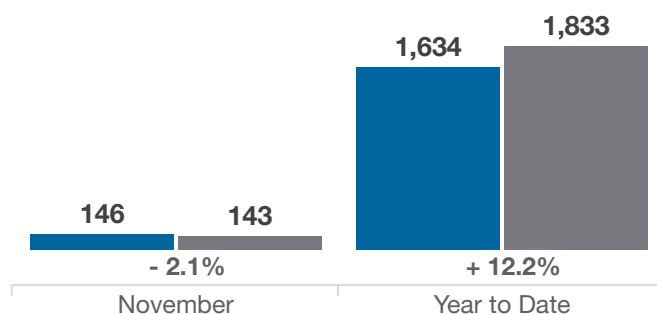
### New Listings

■ 2020 ■ 2021



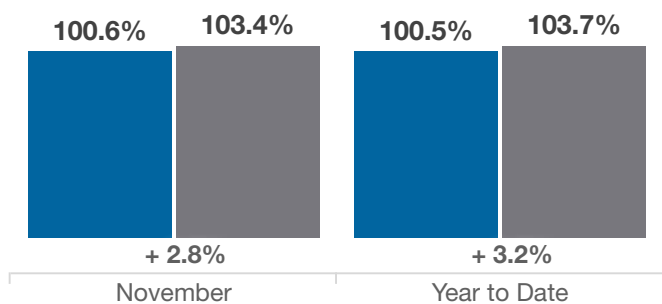
### Single Family Sales

■ 2020 ■ 2021



### Pct. Of Orig. List Price Received

■ 2020 ■ 2021



### Condo Sales

■ 2020 ■ 2021

