

Local Market Update – November 2021

A RESEARCH TOOL PROVIDED BY THE COLUMBUS REALTORS®
BASED ON RESIDENTIAL LISTING DATA ONLY



Westerville City School District

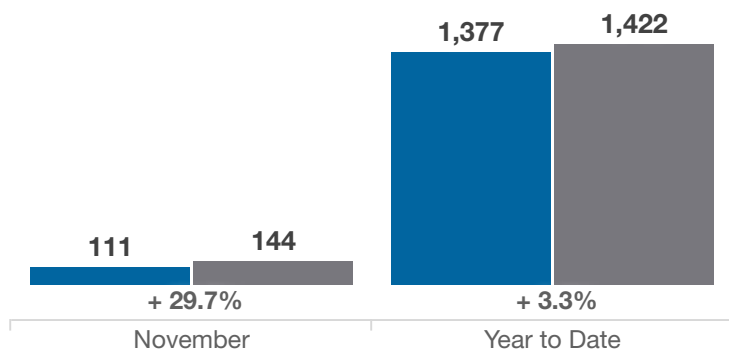
Franklin and Delaware Counties

Key Metrics	November			Year to Date		
	2020	2021	% Change	Thru 11-2020	Thru 11-2021	% Change
Closed Sales	111	144	+ 29.7%	1,377	1,422	+ 3.3%
In Contracts	134	131	- 2.2%	1,431	1,482	+ 3.6%
Average Sales Price*	\$293,160	\$315,768	+ 7.7%	\$288,858	\$330,380	+ 14.4%
Median Sales Price*	\$246,250	\$295,000	+ 19.8%	\$270,000	\$310,000	+ 14.8%
Average Price Per Square Foot*	\$156.91	\$180.94	+ 15.3%	\$151.41	\$175.68	+ 16.0%
Percent of Original List Price Received*	100.2%	102.3%	+ 2.1%	100.5%	104.0%	+ 3.5%
Percent of Last List Price Received*	100.7%	102.8%	+ 2.1%	100.9%	104.2%	+ 3.3%
Days on Market Until Sale	13	10	- 23.1%	18	9	- 50.0%
New Listings	91	84	- 7.7%	1,479	1,539	+ 4.1%
Median List Price of New Listings	\$260,000	\$279,500	+ 7.5%	\$268,500	\$299,900	+ 11.7%
Median List Price at Time of Sale	\$244,900	\$285,400	+ 16.5%	\$265,900	\$299,000	+ 12.4%
Inventory of Homes for Sale	57	43	- 24.6%	—	—	—
Months Supply of Inventory	0.5	0.3	- 40.0%	—	—	—

* Does not account for sale concessions and/or downpayment assistance. | Percent changes are calculated using rounded figures and can sometimes look extreme due to small sample size.

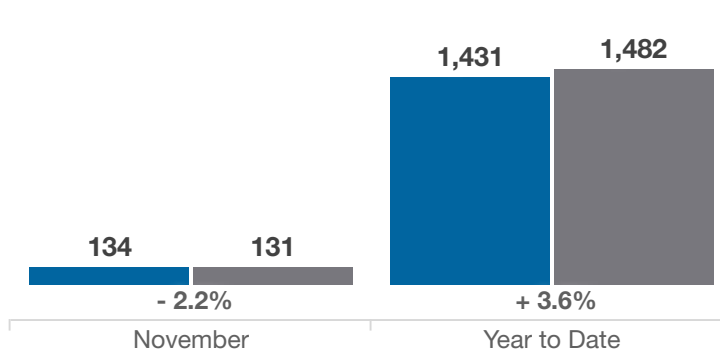
Closed Sales

■ 2020 ■ 2021



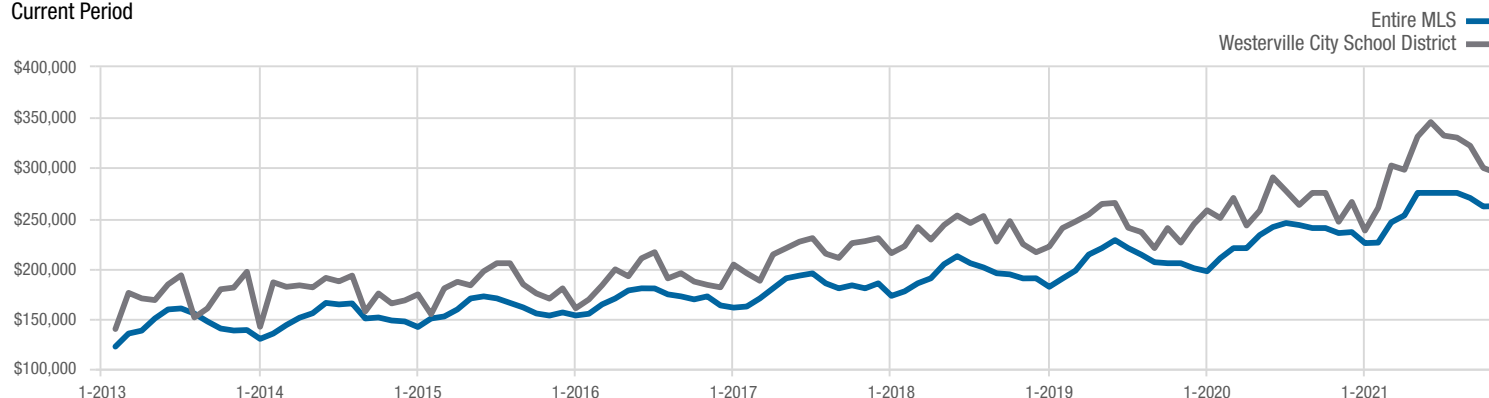
In Contracts

■ 2020 ■ 2021



Median Sales Price

Current Period



Each data point represents the median sales price in a given month.

Local Market Update – November 2021

A RESEARCH TOOL PROVIDED BY THE COLUMBUS REALTORS®
BASED ON RESIDENTIAL LISTING DATA ONLY

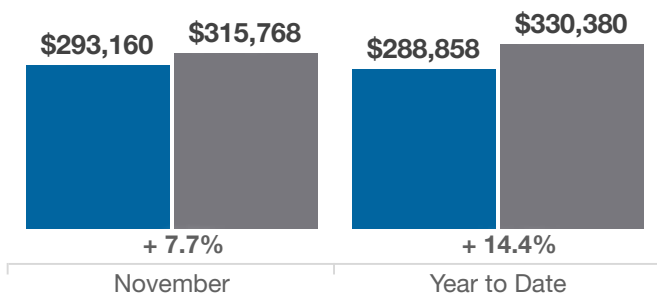


Westerville City School District

Franklin and Delaware Counties

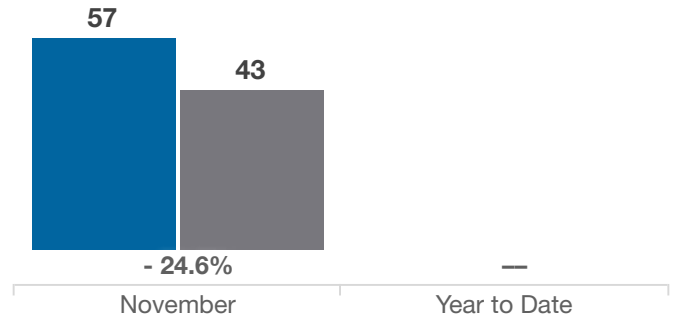
Average Sales Price

■ 2020 ■ 2021



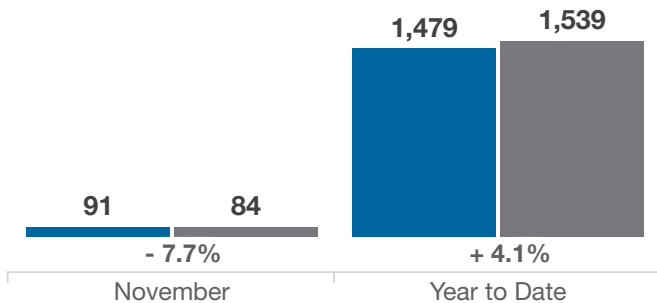
Inventory of Homes for Sale

■ 2020 ■ 2021



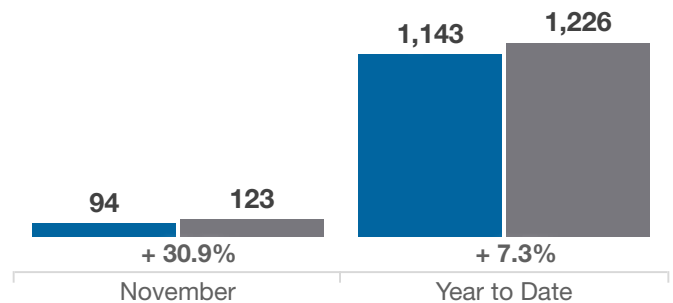
New Listings

■ 2020 ■ 2021



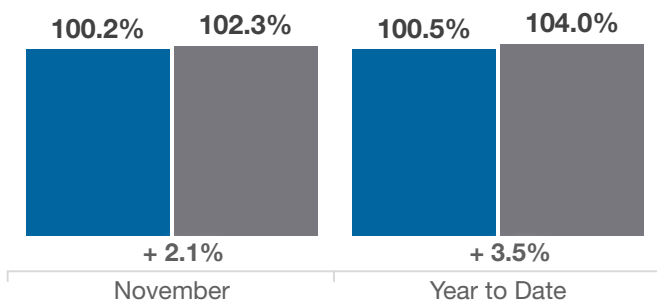
Single Family Sales

■ 2020 ■ 2021



Pct. Of Orig. List Price Received

■ 2020 ■ 2021



Condo Sales

■ 2020 ■ 2021

