

# Local Market Update – December 2021

A RESEARCH TOOL PROVIDED BY THE COLUMBUS REALTORS®  
BASED ON RESIDENTIAL LISTING DATA ONLY



## Big Walnut Local School District

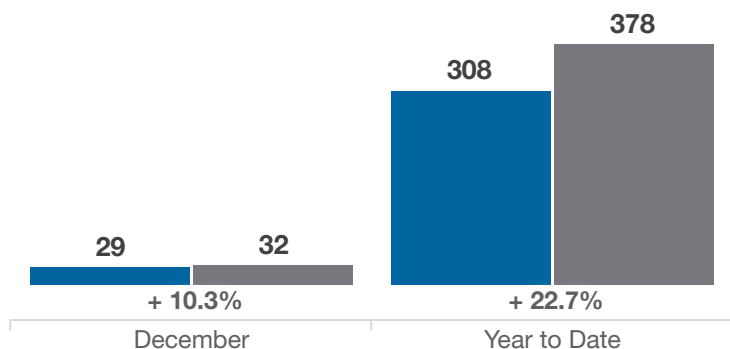
Delaware County

Key Metrics	December			Year to Date		
	2020	2021	% Change	Thru 12-2020	Thru 12-2021	% Change
Closed Sales	29	32	+ 10.3%	308	378	+ 22.7%
In Contracts	27	24	- 11.1%	330	391	+ 18.5%
Average Sales Price*	\$429,780	\$467,119	+ 8.7%	\$403,287	\$461,508	+ 14.4%
Median Sales Price*	\$400,000	\$456,427	+ 14.1%	\$367,500	\$421,678	+ 14.7%
Average Price Per Square Foot*	\$190.59	\$203.58	+ 6.8%	\$174.75	\$198.58	+ 13.6%
Percent of Original List Price Received*	97.5%	101.7%	+ 4.3%	97.7%	101.1%	+ 3.5%
Percent of Last List Price Received*	99.0%	101.6%	+ 2.6%	99.4%	101.7%	+ 2.3%
Days on Market Until Sale	24	9	- 62.5%	50	19	- 62.0%
New Listings	17	23	+ 35.3%	344	408	+ 18.6%
Median List Price of New Listings	\$406,120	\$449,900	+ 10.8%	\$369,908	\$424,900	+ 14.9%
Median List Price at Time of Sale	\$400,000	\$456,427	+ 14.1%	\$369,900	\$419,900	+ 13.5%
Inventory of Homes for Sale	27	23	- 14.8%	—	—	—
Months Supply of Inventory	1.0	0.7	- 30.0%	—	—	—

\* Does not account for sale concessions and/or downpayment assistance. | Percent changes are calculated using rounded figures and can sometimes look extreme due to small sample size.

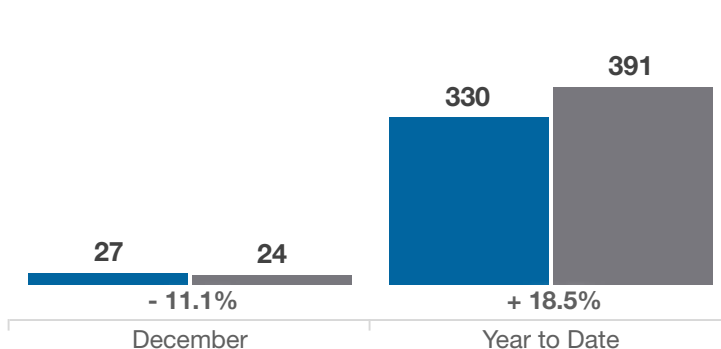
### Closed Sales

■ 2020 ■ 2021



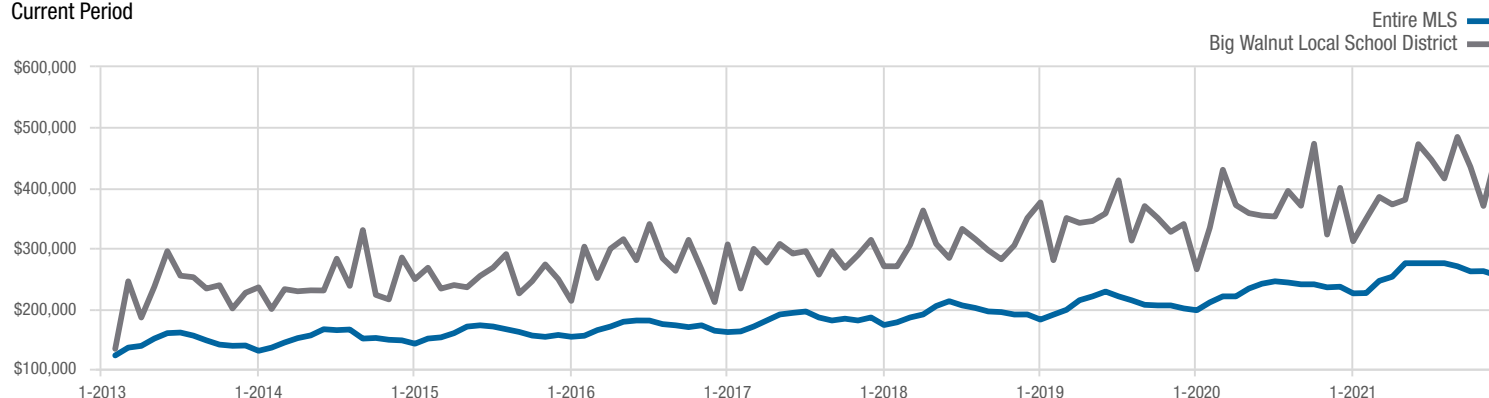
### In Contracts

■ 2020 ■ 2021



### Median Sales Price

Current Period



Each data point represents the median sales price in a given month.

# Local Market Update – December 2021

A RESEARCH TOOL PROVIDED BY THE COLUMBUS REALTORS®  
BASED ON RESIDENTIAL LISTING DATA ONLY

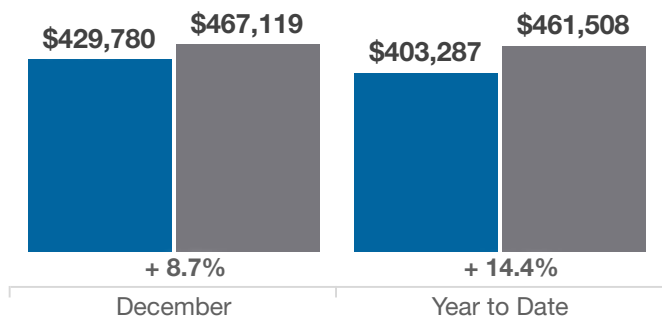


## Big Walnut Local School District

Delaware County

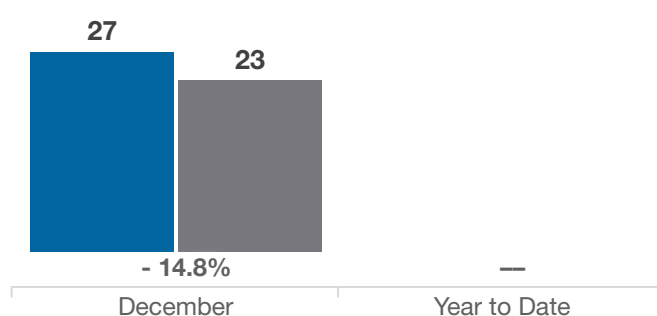
### Average Sales Price

■ 2020 ■ 2021



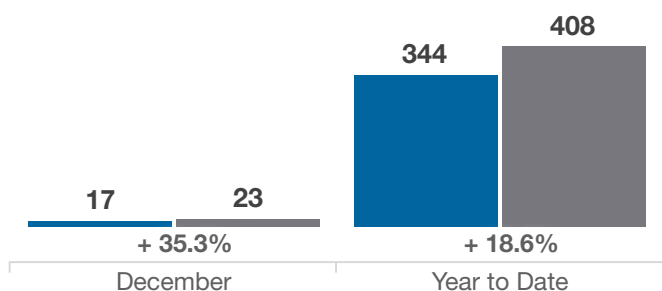
### Inventory of Homes for Sale

■ 2020 ■ 2021



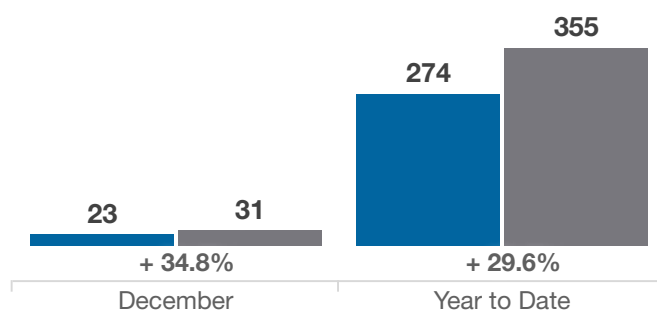
### New Listings

■ 2020 ■ 2021



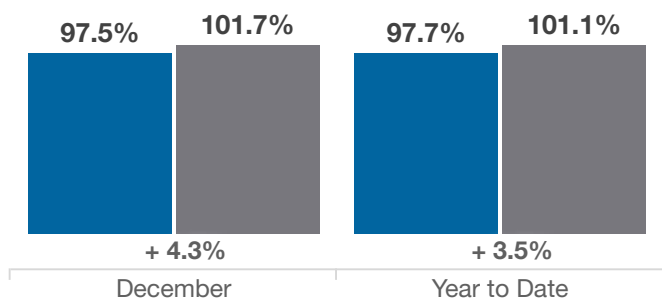
### Single Family Sales

■ 2020 ■ 2021



### Pct. Of Orig. List Price Received

■ 2020 ■ 2021



### Condo Sales

■ 2020 ■ 2021

