

# Local Market Update – December 2021

A RESEARCH TOOL PROVIDED BY THE COLUMBUS REALTORS®  
BASED ON RESIDENTIAL LISTING DATA ONLY



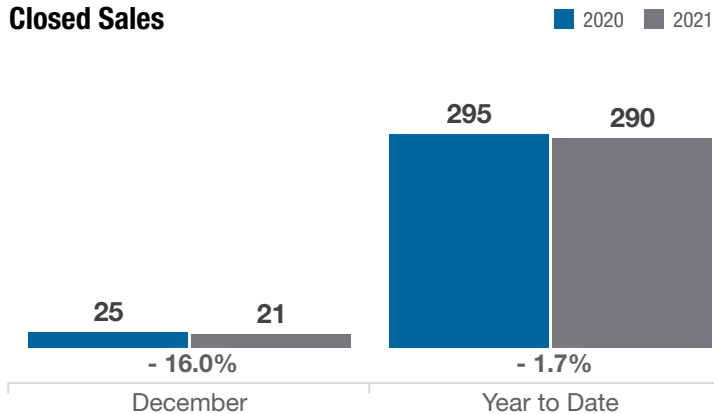
## Buckeye Valley Local School District

Delaware, Morrow, and Union Counties

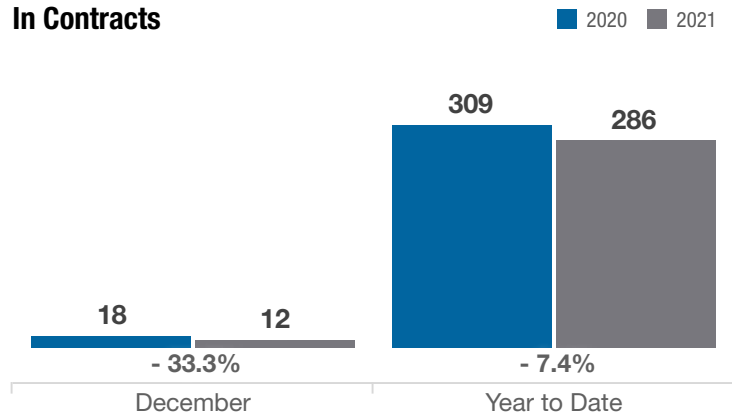
Key Metrics	December			Year to Date		
	2020	2021	% Change	Thru 12-2020	Thru 12-2021	% Change
Closed Sales	25	21	- 16.0%	295	290	- 1.7%
In Contracts	18	12	- 33.3%	309	286	- 7.4%
Average Sales Price*	\$420,576	\$489,609	+ 16.4%	\$369,505	\$404,757	+ 9.5%
Median Sales Price*	\$371,730	\$470,000	+ 26.4%	\$370,000	\$406,000	+ 9.7%
Average Price Per Square Foot*	\$187.14	\$205.72	+ 9.9%	\$165.75	\$192.25	+ 16.0%
Percent of Original List Price Received*	95.9%	96.5%	+ 0.6%	98.1%	100.2%	+ 2.1%
Percent of Last List Price Received*	97.6%	99.4%	+ 1.8%	99.6%	101.2%	+ 1.6%
Days on Market Until Sale	34	33	- 2.9%	40	23	- 42.5%
New Listings	23	13	- 43.5%	337	299	- 11.3%
Median List Price of New Listings	\$424,500	\$487,400	+ 14.8%	\$379,900	\$399,900	+ 5.3%
Median List Price at Time of Sale	\$379,900	\$474,800	+ 25.0%	\$375,000	\$399,900	+ 6.6%
Inventory of Homes for Sale	32	25	- 21.9%	—	—	—
Months Supply of Inventory	1.2	1.0	- 16.7%	—	—	—

\* Does not account for sale concessions and/or downpayment assistance. | Percent changes are calculated using rounded figures and can sometimes look extreme due to small sample size.

### Closed Sales

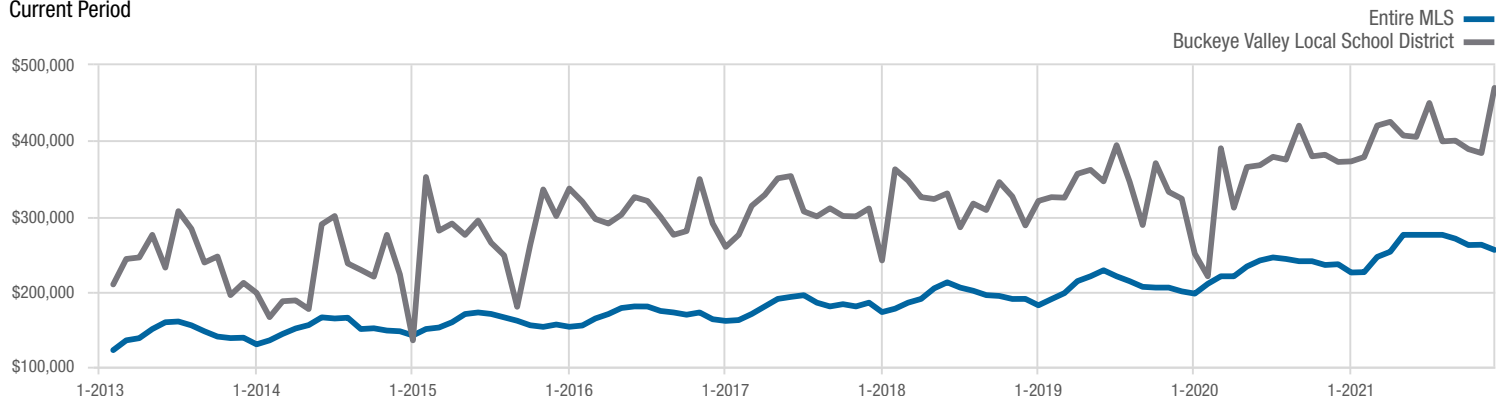


### In Contracts



### Median Sales Price

Current Period



Each data point represents the median sales price in a given month.

# Local Market Update – December 2021

A RESEARCH TOOL PROVIDED BY THE COLUMBUS REALTORS®  
BASED ON RESIDENTIAL LISTING DATA ONLY

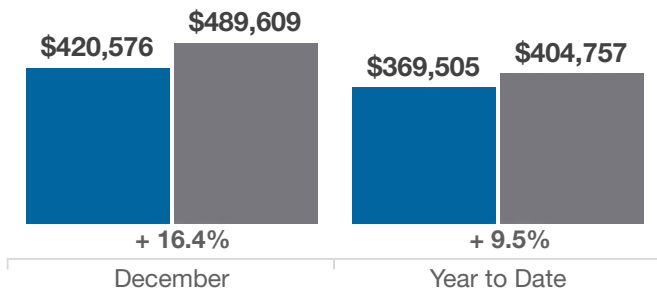


## Buckeye Valley Local School District

Delaware, Morrow, and Union Counties

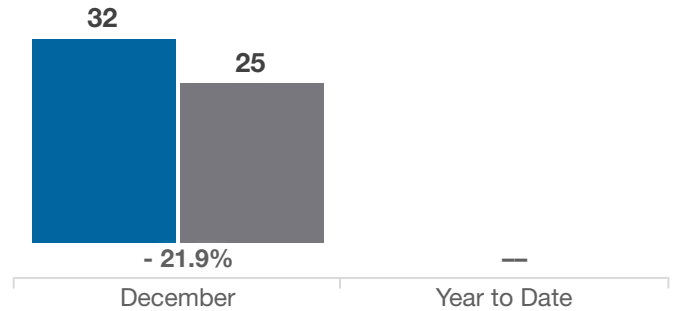
### Average Sales Price

■ 2020 ■ 2021



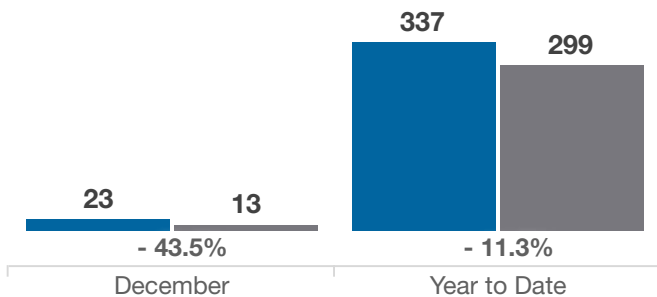
### Inventory of Homes for Sale

■ 2020 ■ 2021



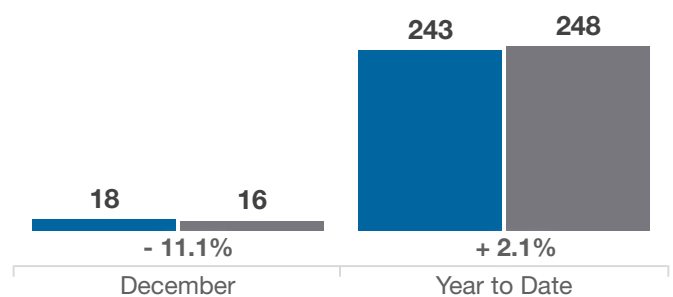
### New Listings

■ 2020 ■ 2021



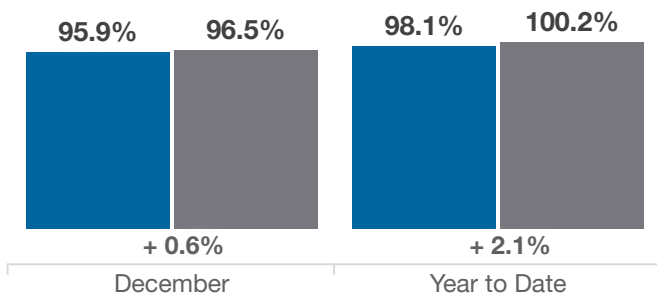
### Single Family Sales

■ 2020 ■ 2021



### Pct. Of Orig. List Price Received

■ 2020 ■ 2021



### Condo Sales

■ 2020 ■ 2021

