

# Local Market Update – December 2021

A RESEARCH TOOL PROVIDED BY THE COLUMBUS REALTORS®  
BASED ON RESIDENTIAL LISTING DATA ONLY



## Canal Winchester City School District

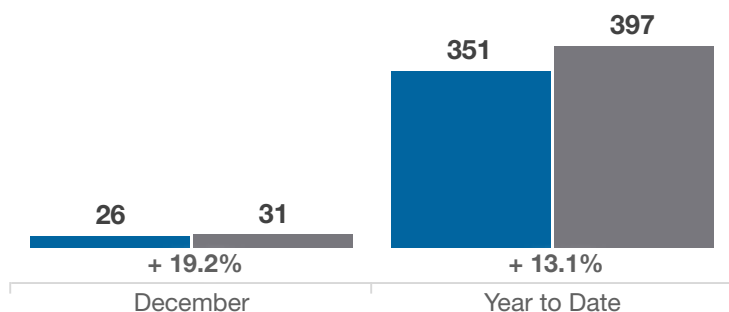
Franklin and Fairfield Counties

Key Metrics	December			Year to Date		
	2020	2021	% Change	Thru 12-2020	Thru 12-2021	% Change
Closed Sales	26	31	+ 19.2%	351	397	+ 13.1%
In Contracts	20	41	+ 105.0%	350	415	+ 18.6%
Average Sales Price*	\$279,489	\$309,188	+ 10.6%	\$263,920	\$306,557	+ 16.2%
Median Sales Price*	\$268,000	\$294,000	+ 9.7%	\$242,500	\$285,000	+ 17.5%
Average Price Per Square Foot*	\$142.99	\$179.12	+ 25.3%	\$137.06	\$158.45	+ 15.6%
Percent of Original List Price Received*	102.1%	100.7%	- 1.4%	99.9%	103.8%	+ 3.9%
Percent of Last List Price Received*	101.1%	101.9%	+ 0.8%	100.2%	103.6%	+ 3.4%
Days on Market Until Sale	9	11	+ 22.2%	25	7	- 72.0%
New Listings	21	25	+ 19.0%	338	435	+ 28.7%
Median List Price of New Listings	\$241,775	\$404,798	+ 67.4%	\$239,900	\$289,000	+ 20.5%
Median List Price at Time of Sale	\$260,310	\$280,000	+ 7.6%	\$239,900	\$276,000	+ 15.0%
Inventory of Homes for Sale	7	7	0.0%	—	—	—
Months Supply of Inventory	0.2	0.2	0.0%	—	—	—

\* Does not account for sale concessions and/or downpayment assistance. | Percent changes are calculated using rounded figures and can sometimes look extreme due to small sample size.

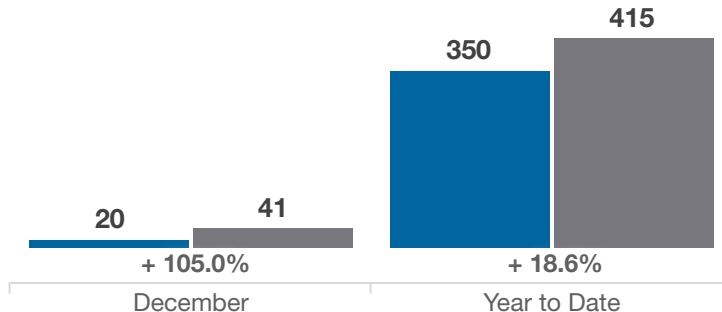
### Closed Sales

■ 2020 ■ 2021



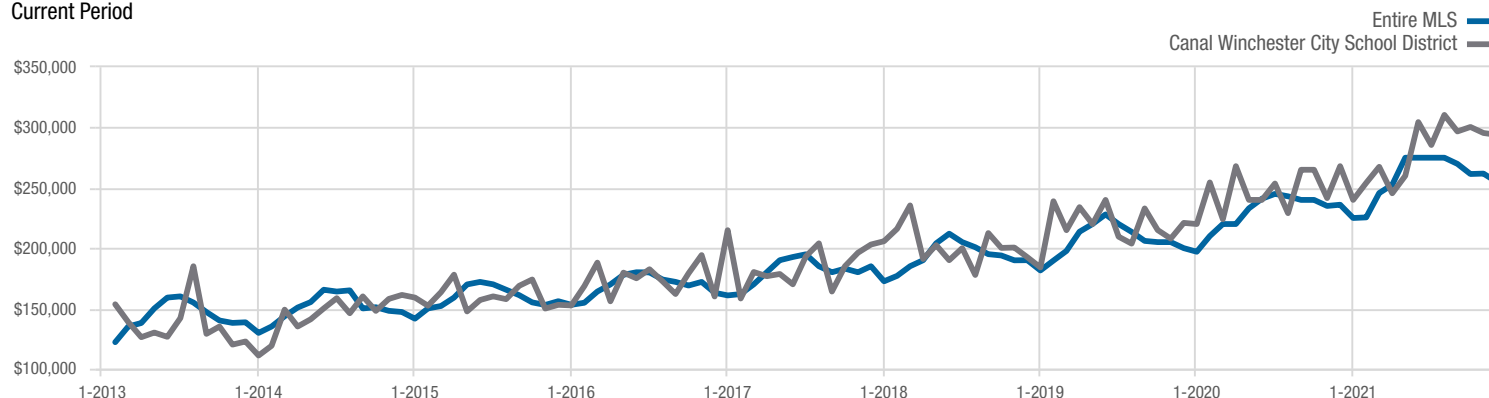
### In Contracts

■ 2020 ■ 2021



### Median Sales Price

Current Period



Each data point represents the median sales price in a given month.

# Local Market Update – December 2021

A RESEARCH TOOL PROVIDED BY THE COLUMBUS REALTORS®  
BASED ON RESIDENTIAL LISTING DATA ONLY

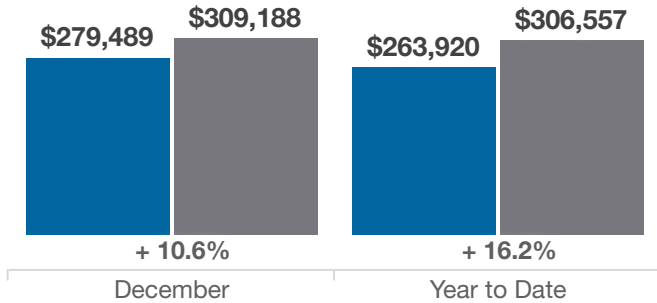


## Canal Winchester City School District

Franklin and Fairfield Counties

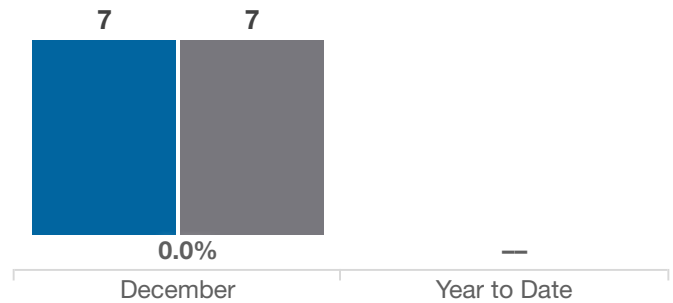
### Average Sales Price

■ 2020 ■ 2021



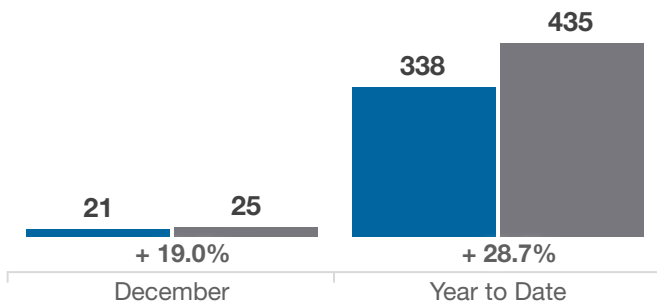
### Inventory of Homes for Sale

■ 2020 ■ 2021



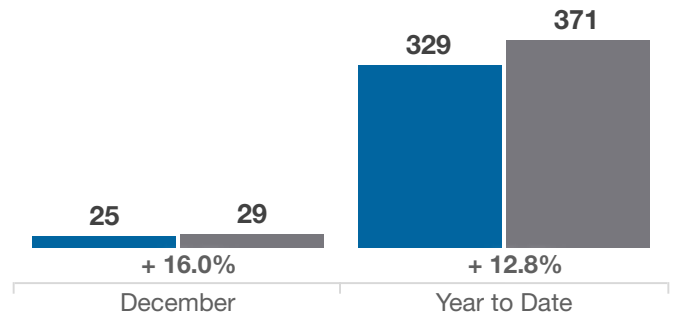
### New Listings

■ 2020 ■ 2021



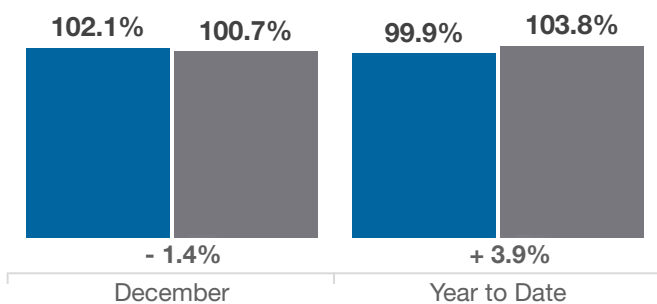
### Single Family Sales

■ 2020 ■ 2021



### Pct. Of Orig. List Price Received

■ 2020 ■ 2021



### Condo Sales

■ 2020 ■ 2021

