

# Local Market Update – December 2021

A RESEARCH TOOL PROVIDED BY THE COLUMBUS REALTORS®  
BASED ON RESIDENTIAL LISTING DATA ONLY



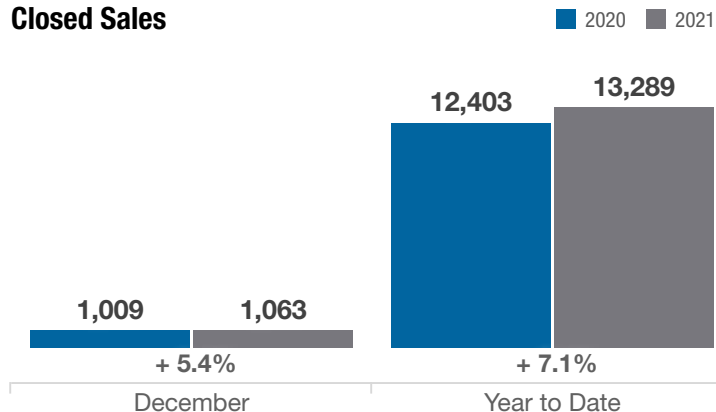
## Columbus (Corp.)

Franklin, Fairfield and Delaware Counties

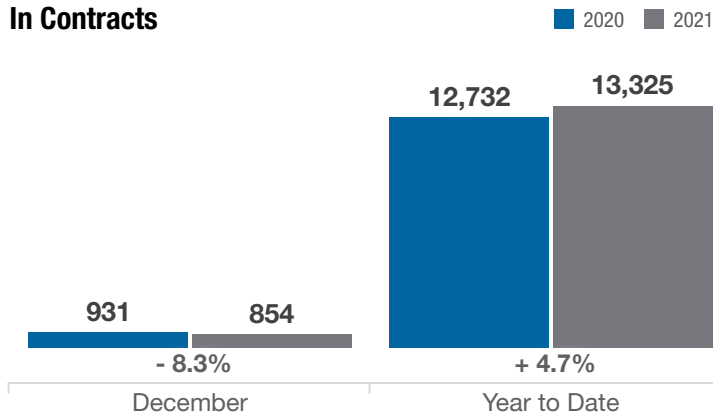
Key Metrics	December			Year to Date		
	2020	2021	% Change	Thru 12-2020	Thru 12-2021	% Change
Closed Sales	1,009	1,063	+ 5.4%	12,403	13,289	+ 7.1%
In Contracts	931	854	- 8.3%	12,732	13,325	+ 4.7%
Average Sales Price*	\$226,581	\$253,562	+ 11.9%	\$218,730	\$250,915	+ 14.7%
Median Sales Price*	\$207,500	\$229,900	+ 10.8%	\$200,000	\$232,200	+ 16.1%
Average Price Per Square Foot*	\$148.70	\$170.44	+ 14.6%	\$145.05	\$168.16	+ 15.9%
Percent of Original List Price Received*	99.7%	99.8%	+ 0.1%	99.7%	102.4%	+ 2.7%
Percent of Last List Price Received*	100.6%	100.9%	+ 0.3%	100.5%	102.9%	+ 2.4%
Days on Market Until Sale	18	17	- 5.6%	20	14	- 30.0%
New Listings	752	661	- 12.1%	13,590	14,484	+ 6.6%
Median List Price of New Listings	\$203,539	\$225,000	+ 10.5%	\$199,900	\$224,900	+ 12.5%
Median List Price at Time of Sale	\$205,000	\$225,000	+ 9.8%	\$199,000	\$224,900	+ 13.0%
Inventory of Homes for Sale	720	674	- 6.4%	—	—	—
Months Supply of Inventory	0.7	0.6	- 14.3%	—	—	—

\* Does not account for sale concessions and/or downpayment assistance. | Percent changes are calculated using rounded figures and can sometimes look extreme due to small sample size.

### Closed Sales



### In Contracts



### Median Sales Price

Current Period



Each data point represents the median sales price in a given month.

# Local Market Update – December 2021

A RESEARCH TOOL PROVIDED BY THE COLUMBUS REALTORS®  
BASED ON RESIDENTIAL LISTING DATA ONLY

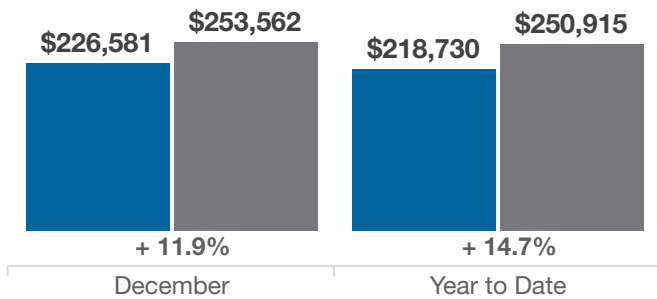


## Columbus (Corp.)

Franklin, Fairfield and Delaware Counties

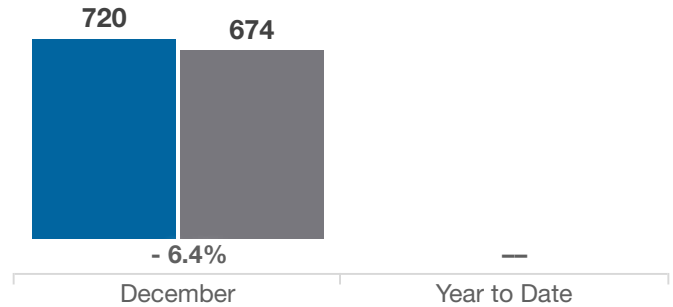
### Average Sales Price

■ 2020 ■ 2021



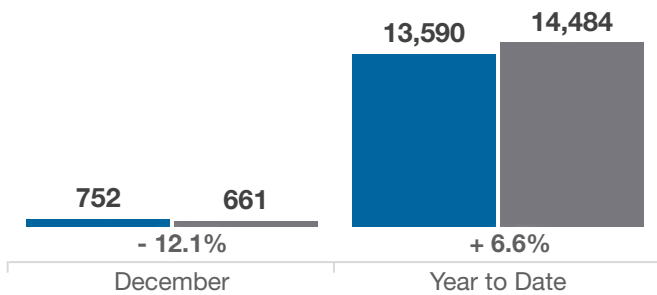
### Inventory of Homes for Sale

■ 2020 ■ 2021



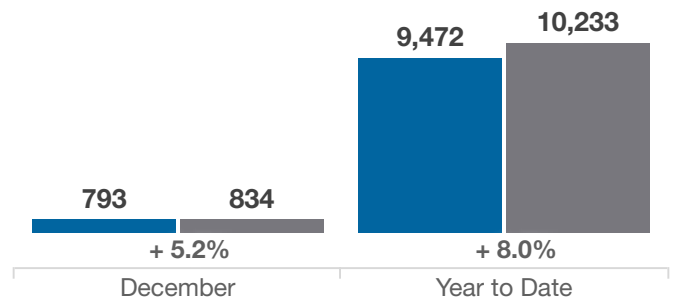
### New Listings

■ 2020 ■ 2021



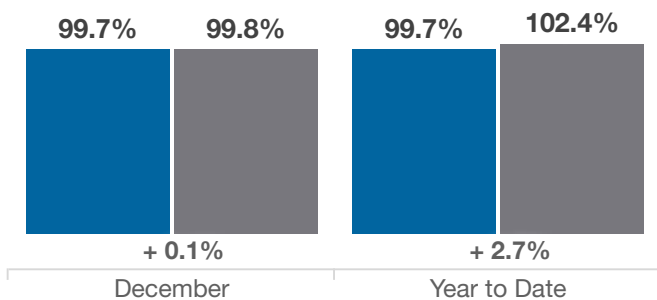
### Single Family Sales

■ 2020 ■ 2021



### Pct. Of Orig. List Price Received

■ 2020 ■ 2021



### Condo Sales

■ 2020 ■ 2021

