

# Local Market Update – December 2021

A RESEARCH TOOL PROVIDED BY THE COLUMBUS REALTORS®  
BASED ON RESIDENTIAL LISTING DATA ONLY



## Dublin (Corp.)

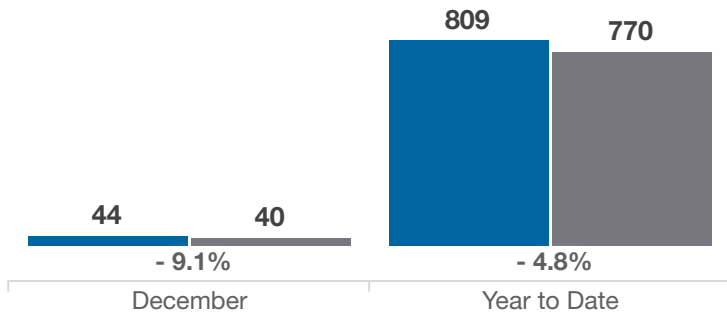
Franklin, Delaware and Union Counties

Key Metrics	December			Year to Date		
	2020	2021	% Change	Thru 12-2020	Thru 12-2021	% Change
Closed Sales	44	40	- 9.1%	809	770	- 4.8%
In Contracts	42	39	- 7.1%	821	771	- 6.1%
Average Sales Price*	\$498,184	\$428,884	- 13.9%	\$442,722	\$508,920	+ 15.0%
Median Sales Price*	\$420,000	\$420,000	0.0%	\$428,000	\$490,000	+ 14.5%
Average Price Per Square Foot*	\$176.21	\$198.97	+ 12.9%	\$169.76	\$193.06	+ 13.7%
Percent of Original List Price Received*	98.9%	100.3%	+ 1.4%	98.1%	101.5%	+ 3.5%
Percent of Last List Price Received*	99.4%	101.4%	+ 2.0%	99.2%	102.0%	+ 2.8%
Days on Market Until Sale	34	12	- 64.7%	37	18	- 51.4%
New Listings	34	30	- 11.8%	867	772	- 11.0%
Median List Price of New Listings	\$444,900	\$479,950	+ 7.9%	\$435,000	\$475,000	+ 9.2%
Median List Price at Time of Sale	\$419,950	\$419,450	- 0.1%	\$429,900	\$469,900	+ 9.3%
Inventory of Homes for Sale	56	22	- 60.7%	—	—	—
Months Supply of Inventory	0.8	0.3	- 62.5%	—	—	—

\* Does not account for sale concessions and/or downpayment assistance. | Percent changes are calculated using rounded figures and can sometimes look extreme due to small sample size.

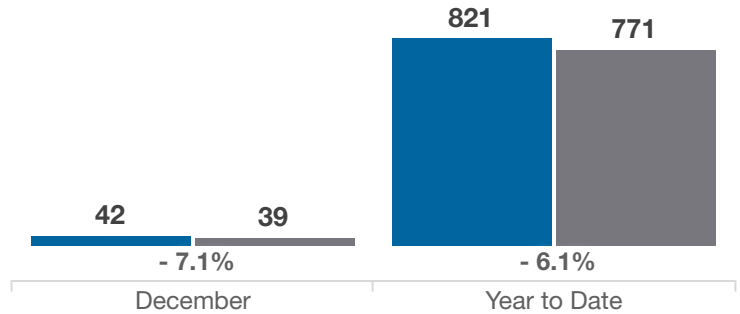
### Closed Sales

■ 2020 ■ 2021



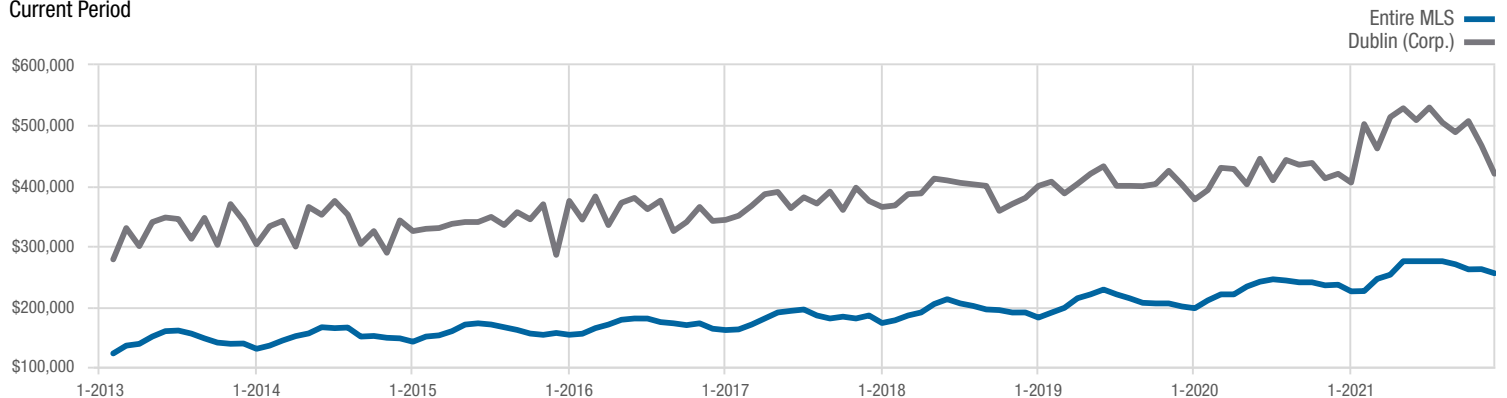
### In Contracts

■ 2020 ■ 2021



### Median Sales Price

Current Period



Each data point represents the median sales price in a given month.

# Local Market Update – December 2021

A RESEARCH TOOL PROVIDED BY THE COLUMBUS REALTORS®  
BASED ON RESIDENTIAL LISTING DATA ONLY

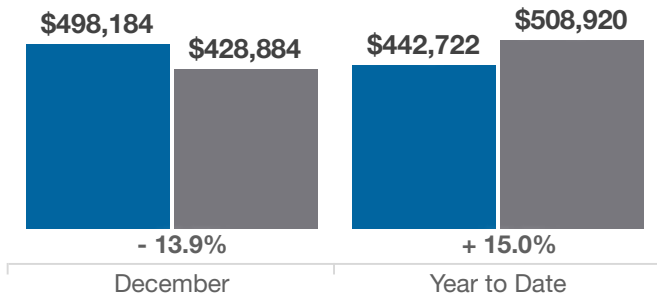


## Dublin (Corp.)

Franklin, Delaware and Union Counties

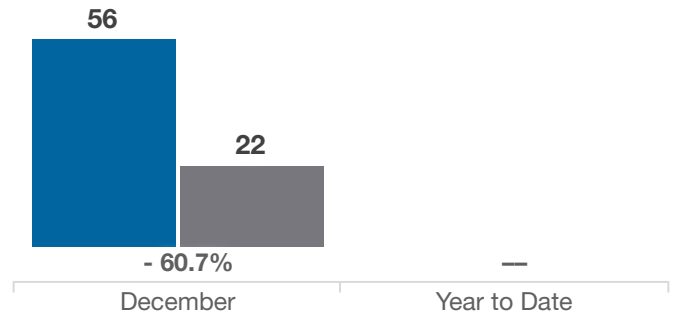
### Average Sales Price

■ 2020 ■ 2021



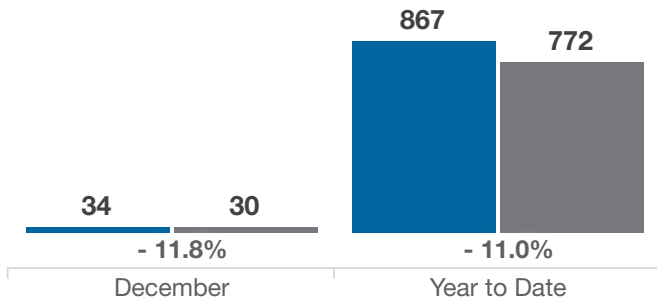
### Inventory of Homes for Sale

■ 2020 ■ 2021



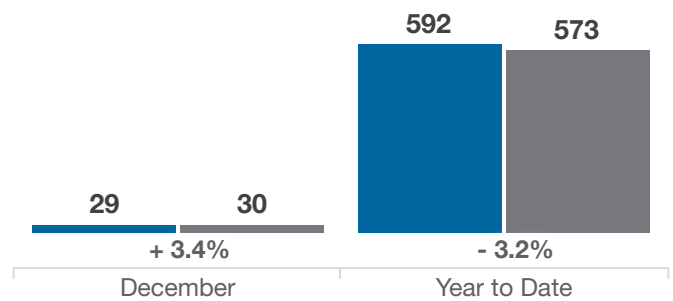
### New Listings

■ 2020 ■ 2021



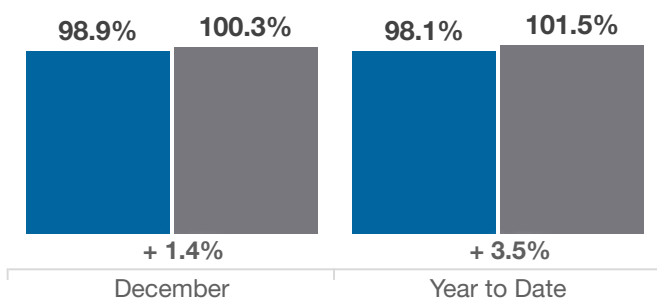
### Single Family Sales

■ 2020 ■ 2021



### Pct. Of Orig. List Price Received

■ 2020 ■ 2021



### Condo Sales

■ 2020 ■ 2021

