

Local Market Update – December 2021

A RESEARCH TOOL PROVIDED BY THE COLUMBUS REALTORS®
BASED ON RESIDENTIAL LISTING DATA ONLY



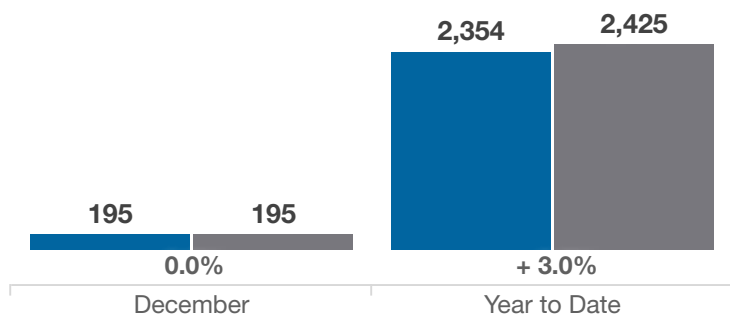
Fairfield County

Key Metrics	December			Year to Date		
	2020	2021	% Change	Thru 12-2020	Thru 12-2021	% Change
Closed Sales	195	195	0.0%	2,354	2,425	+ 3.0%
In Contracts	139	132	- 5.0%	2,358	2,466	+ 4.6%
Average Sales Price*	\$253,400	\$306,082	+ 20.8%	\$251,765	\$294,890	+ 17.1%
Median Sales Price*	\$240,000	\$285,250	+ 18.9%	\$245,000	\$285,000	+ 16.3%
Average Price Per Square Foot*	\$136.62	\$158.45	+ 16.0%	\$129.08	\$151.31	+ 17.2%
Percent of Original List Price Received*	99.4%	99.3%	- 0.1%	98.9%	101.7%	+ 2.8%
Percent of Last List Price Received*	99.9%	100.3%	+ 0.4%	99.8%	102.4%	+ 2.6%
Days on Market Until Sale	19	16	- 15.8%	27	15	- 44.4%
New Listings	119	105	- 11.8%	2,391	2,578	+ 7.8%
Median List Price of New Listings	\$216,000	\$300,000	+ 38.9%	\$244,900	\$275,700	+ 12.6%
Median List Price at Time of Sale	\$232,650	\$277,444	+ 19.3%	\$241,250	\$275,000	+ 14.0%
Inventory of Homes for Sale	128	76	- 40.6%	—	—	—
Months Supply of Inventory	0.7	0.4	- 42.9%	—	—	—

* Does not account for sale concessions and/or downpayment assistance. | Percent changes are calculated using rounded figures and can sometimes look extreme due to small sample size.

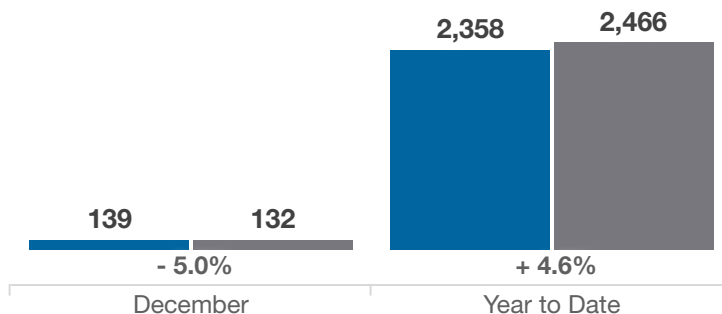
Closed Sales

■ 2020 ■ 2021



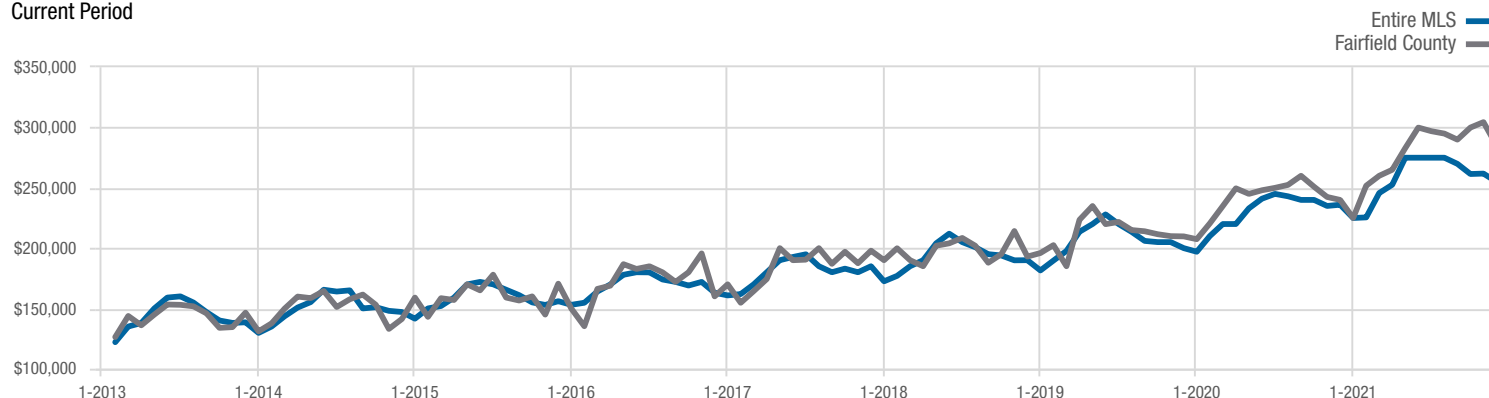
In Contracts

■ 2020 ■ 2021



Median Sales Price

Current Period



Each data point represents the median sales price in a given month.

Local Market Update – December 2021

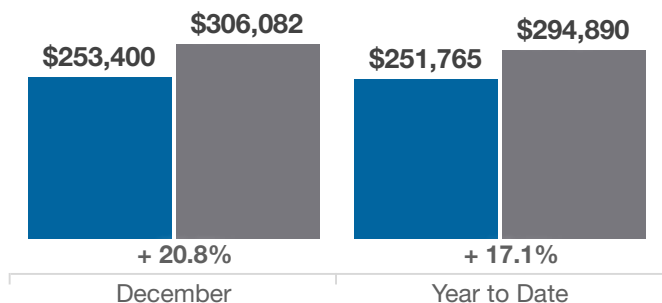
A RESEARCH TOOL PROVIDED BY THE COLUMBUS REALTORS®
BASED ON RESIDENTIAL LISTING DATA ONLY



Fairfield County

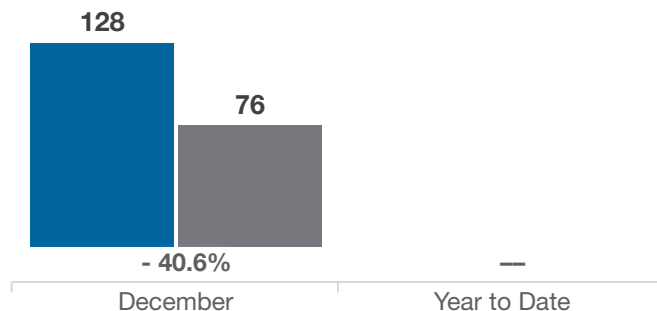
Average Sales Price

■ 2020 ■ 2021



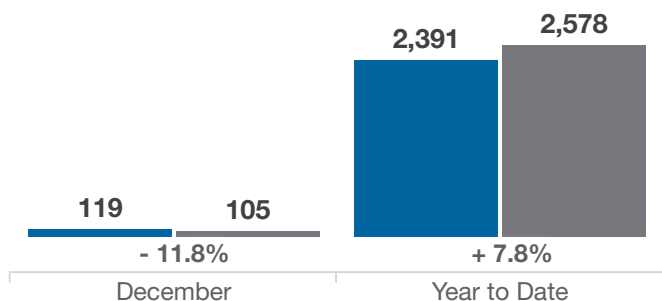
Inventory of Homes for Sale

■ 2020 ■ 2021



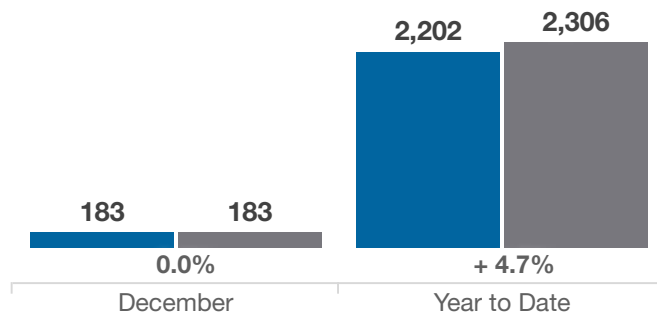
New Listings

■ 2020 ■ 2021



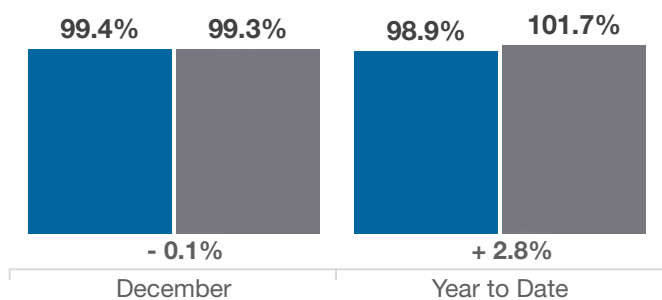
Single Family Sales

■ 2020 ■ 2021



Pct. Of Orig. List Price Received

■ 2020 ■ 2021



Condo Sales

■ 2020 ■ 2021

