

Local Market Update – December 2021

A RESEARCH TOOL PROVIDED BY THE COLUMBUS REALTORS®
BASED ON RESIDENTIAL LISTING DATA ONLY



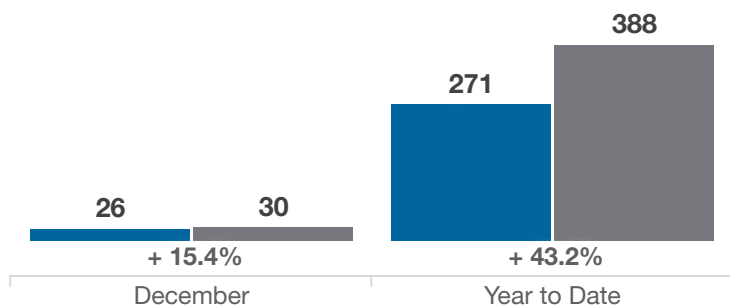
Fayette County

Key Metrics	December			Year to Date		
	2020	2021	% Change	Thru 12-2020	Thru 12-2021	% Change
Closed Sales	26	30	+ 15.4%	271	388	+ 43.2%
In Contracts	38	31	- 18.4%	295	390	+ 32.2%
Average Sales Price*	\$180,953	\$151,373	- 16.3%	\$157,029	\$174,299	+ 11.0%
Median Sales Price*	\$165,000	\$147,950	- 10.3%	\$143,000	\$159,900	+ 11.8%
Average Price Per Square Foot*	\$120.30	\$99.75	- 17.1%	\$95.23	\$108.52	+ 14.0%
Percent of Original List Price Received*	96.8%	95.8%	- 1.0%	97.5%	98.5%	+ 1.0%
Percent of Last List Price Received*	97.6%	98.1%	+ 0.5%	99.3%	99.6%	+ 0.3%
Days on Market Until Sale	27	42	+ 55.6%	29	28	- 3.4%
New Listings	20	23	+ 15.0%	341	402	+ 17.9%
Median List Price of New Listings	\$136,850	\$189,900	+ 38.8%	\$147,500	\$159,000	+ 7.8%
Median List Price at Time of Sale	\$163,500	\$149,900	- 8.3%	\$145,500	\$154,900	+ 6.5%
Inventory of Homes for Sale	32	16	- 50.0%	—	—	—
Months Supply of Inventory	1.3	0.5	- 61.5%	—	—	—

* Does not account for sale concessions and/or downpayment assistance. | Percent changes are calculated using rounded figures and can sometimes look extreme due to small sample size.

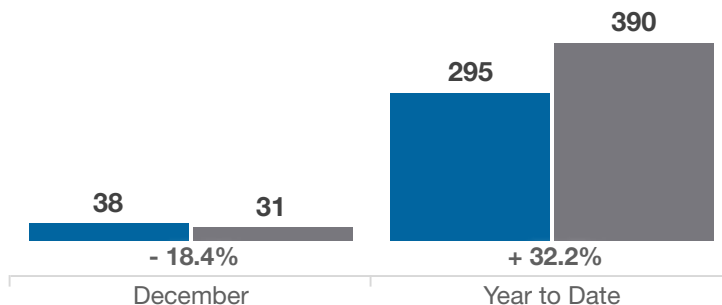
Closed Sales

■ 2020 ■ 2021



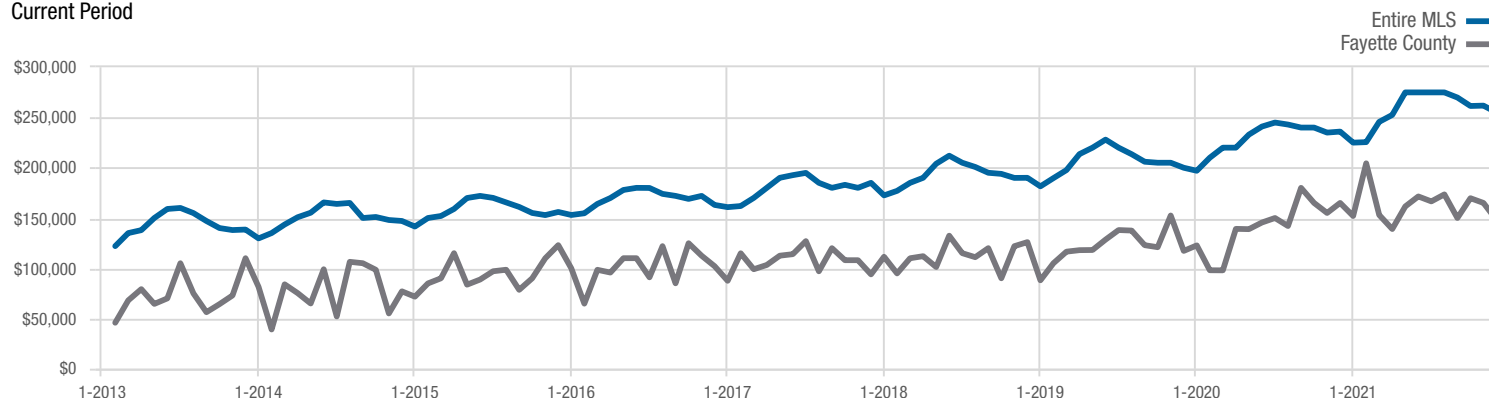
In Contracts

■ 2020 ■ 2021



Median Sales Price

Current Period



Each data point represents the median sales price in a given month.

Local Market Update – December 2021

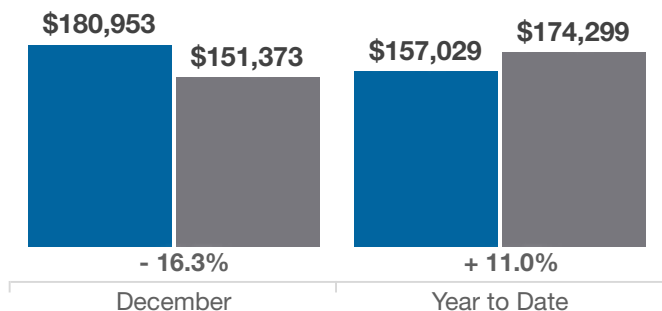
A RESEARCH TOOL PROVIDED BY THE COLUMBUS REALTORS®
BASED ON RESIDENTIAL LISTING DATA ONLY



Fayette County

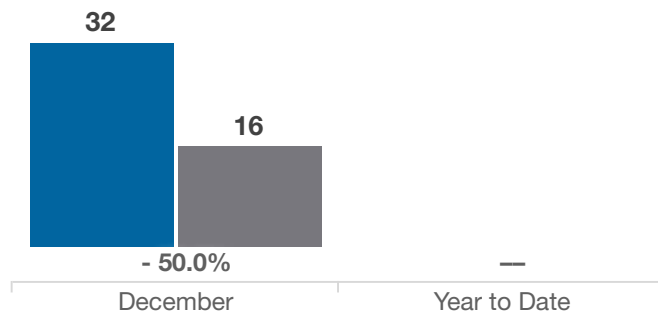
Average Sales Price

■ 2020 ■ 2021



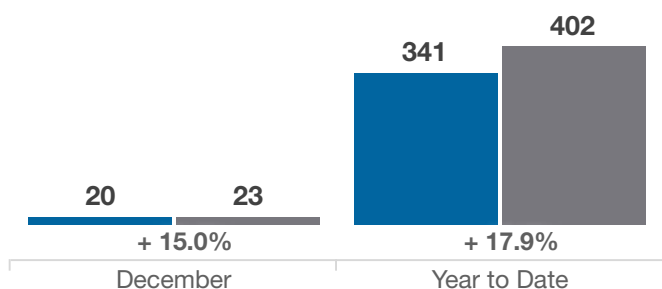
Inventory of Homes for Sale

■ 2020 ■ 2021



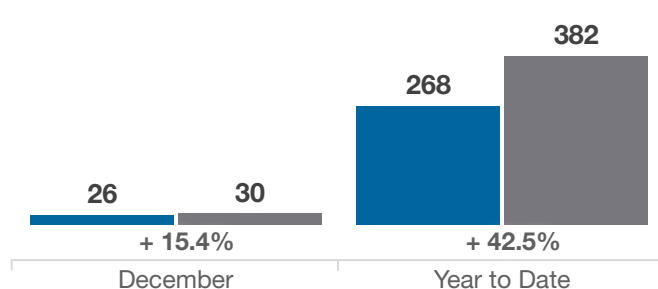
New Listings

■ 2020 ■ 2021



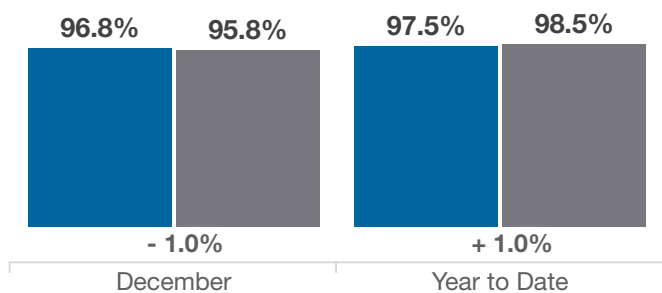
Single Family Sales

■ 2020 ■ 2021



Pct. Of Orig. List Price Received

■ 2020 ■ 2021



Condo Sales

■ 2020 ■ 2021

