

Local Market Update – December 2021

A RESEARCH TOOL PROVIDED BY THE COLUMBUS REALTORS®
BASED ON RESIDENTIAL LISTING DATA ONLY



Gahanna (Corp.)

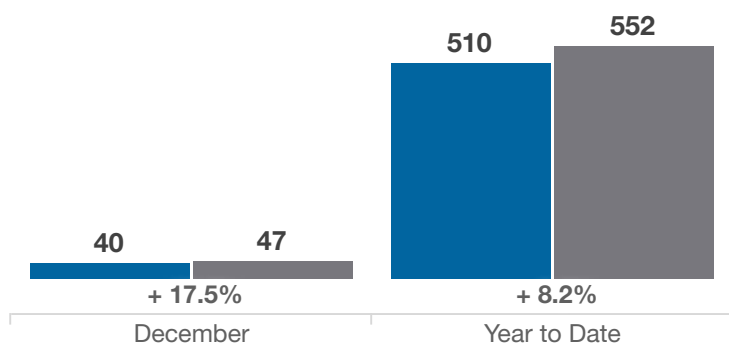
Franklin County

Key Metrics	December			Year to Date		
	2020	2021	% Change	Thru 12-2020	Thru 12-2021	% Change
Closed Sales	40	47	+ 17.5%	510	552	+ 8.2%
In Contracts	20	32	+ 60.0%	500	566	+ 13.2%
Average Sales Price*	\$287,826	\$338,415	+ 17.6%	\$278,439	\$318,249	+ 14.3%
Median Sales Price*	\$285,000	\$300,000	+ 5.3%	\$255,000	\$295,500	+ 15.9%
Average Price Per Square Foot*	\$152.73	\$181.18	+ 18.6%	\$149.47	\$172.77	+ 15.6%
Percent of Original List Price Received*	102.7%	103.7%	+ 1.0%	100.8%	104.1%	+ 3.3%
Percent of Last List Price Received*	102.0%	103.5%	+ 1.5%	101.3%	104.3%	+ 3.0%
Days on Market Until Sale	6	10	+ 66.7%	17	7	- 58.8%
New Listings	21	19	- 9.5%	502	576	+ 14.7%
Median List Price of New Listings	\$215,000	\$269,900	+ 25.5%	\$249,900	\$289,450	+ 15.8%
Median List Price at Time of Sale	\$289,950	\$299,000	+ 3.1%	\$249,949	\$289,000	+ 15.6%
Inventory of Homes for Sale	15	4	- 73.3%	—	—	—
Months Supply of Inventory	0.4	0.1	- 75.0%	—	—	—

* Does not account for sale concessions and/or downpayment assistance. | Percent changes are calculated using rounded figures and can sometimes look extreme due to small sample size.

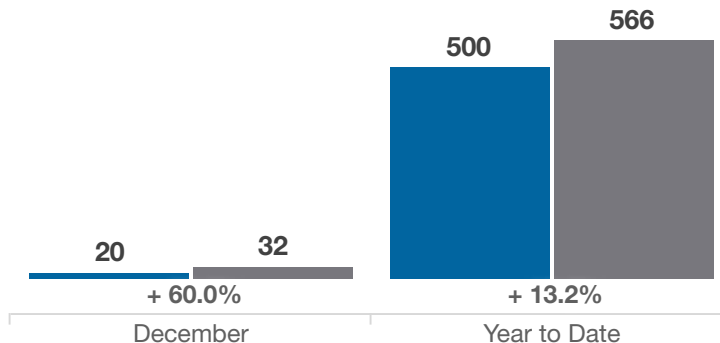
Closed Sales

■ 2020 ■ 2021



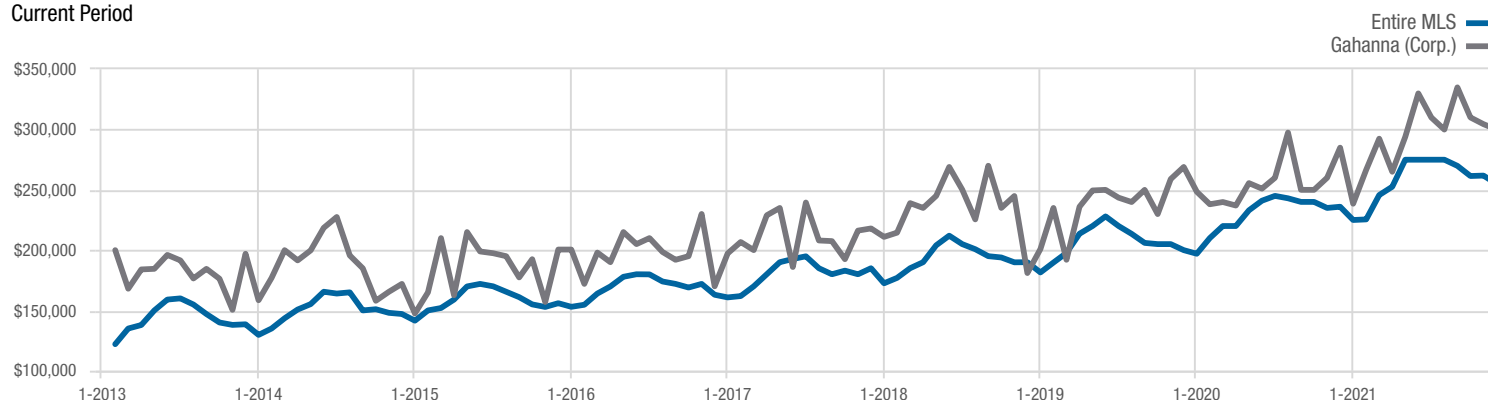
In Contracts

■ 2020 ■ 2021



Median Sales Price

Current Period



Each data point represents the median sales price in a given month.

Local Market Update – December 2021

A RESEARCH TOOL PROVIDED BY THE COLUMBUS REALTORS®
BASED ON RESIDENTIAL LISTING DATA ONLY

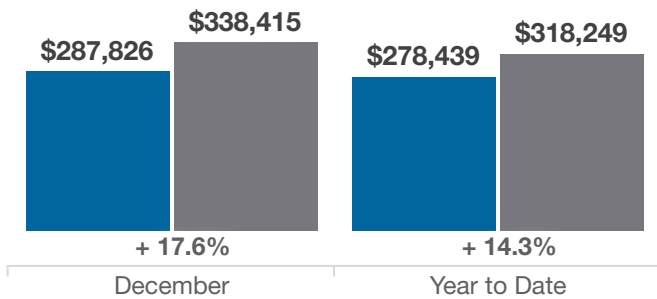


Gahanna (Corp.)

Franklin County

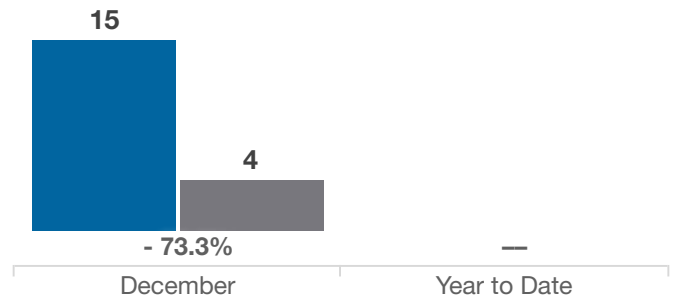
Average Sales Price

■ 2020 ■ 2021



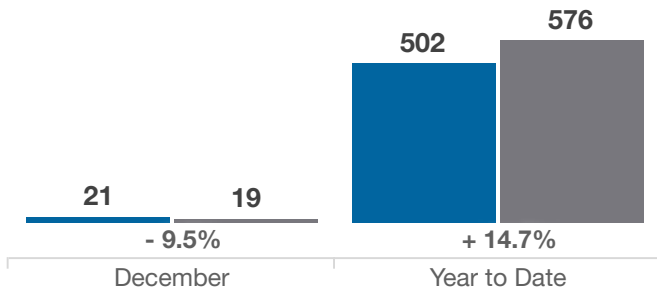
Inventory of Homes for Sale

■ 2020 ■ 2021



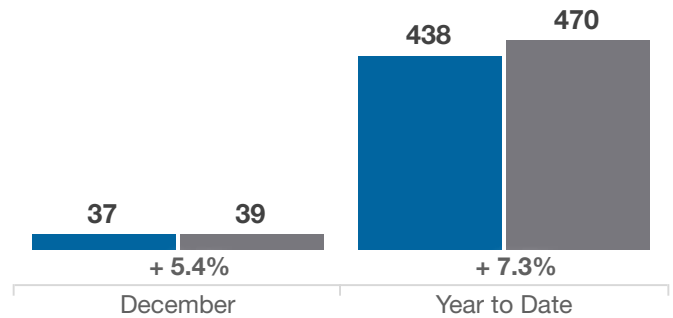
New Listings

■ 2020 ■ 2021



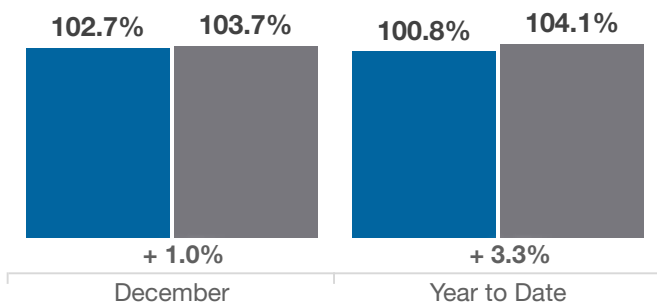
Single Family Sales

■ 2020 ■ 2021



Pct. Of Orig. List Price Received

■ 2020 ■ 2021



Condo Sales

■ 2020 ■ 2021

