

# Local Market Update – December 2021

A RESEARCH TOOL PROVIDED BY THE COLUMBUS REALTORS®  
BASED ON RESIDENTIAL LISTING DATA ONLY



## Granville Exempted Village School District

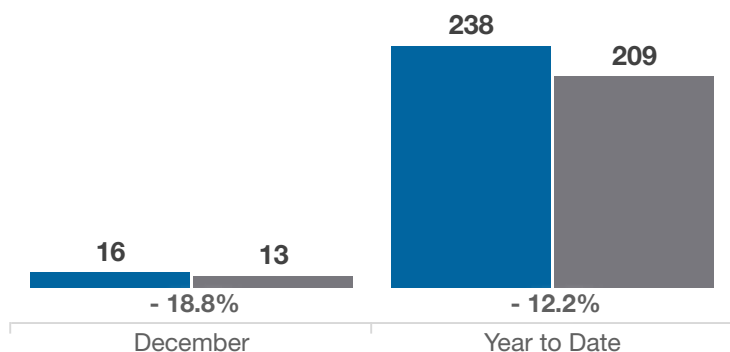
Licking County

Key Metrics	December			Year to Date		
	2020	2021	% Change	Thru 12-2020	Thru 12-2021	% Change
Closed Sales	16	13	- 18.8%	238	209	- 12.2%
In Contracts	8	7	- 12.5%	237	204	- 13.9%
Average Sales Price*	\$484,709	\$431,492	- 11.0%	\$438,159	\$475,780	+ 8.6%
Median Sales Price*	\$347,450	\$390,000	+ 12.2%	\$375,000	\$405,000	+ 8.0%
Average Price Per Square Foot*	\$213.84	\$212.75	- 0.5%	\$165.34	\$189.43	+ 14.6%
Percent of Original List Price Received*	93.8%	96.1%	+ 2.5%	96.3%	100.3%	+ 4.2%
Percent of Last List Price Received*	96.7%	99.5%	+ 2.9%	98.1%	101.0%	+ 3.0%
Days on Market Until Sale	42	31	- 26.2%	55	21	- 61.8%
New Listings	6	11	+ 83.3%	233	210	- 9.9%
Median List Price of New Listings	\$334,900	\$374,900	+ 11.9%	\$389,450	\$399,800	+ 2.7%
Median List Price at Time of Sale	\$354,950	\$399,700	+ 12.6%	\$377,750	\$399,000	+ 5.6%
Inventory of Homes for Sale	17	14	- 17.6%	—	—	—
Months Supply of Inventory	0.9	0.8	- 11.1%	—	—	—

\* Does not account for sale concessions and/or downpayment assistance. | Percent changes are calculated using rounded figures and can sometimes look extreme due to small sample size.

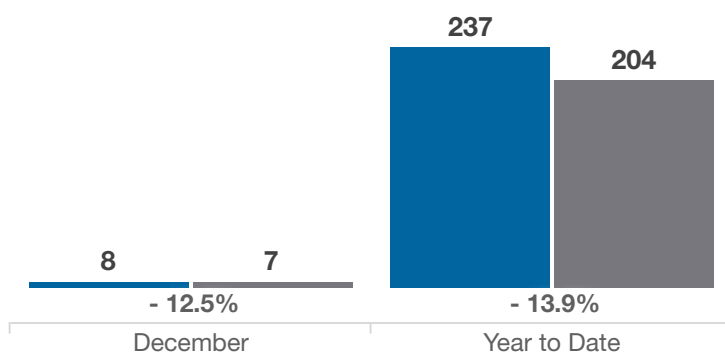
### Closed Sales

■ 2020 ■ 2021



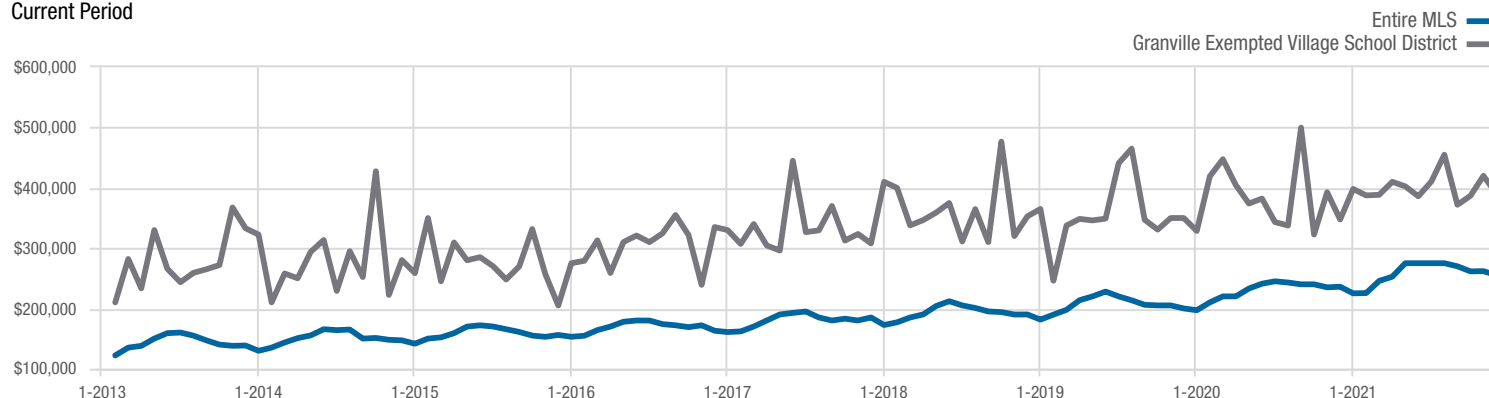
### In Contracts

■ 2020 ■ 2021



### Median Sales Price

Current Period



Each data point represents the median sales price in a given month.

# Local Market Update – December 2021

A RESEARCH TOOL PROVIDED BY THE COLUMBUS REALTORS®  
BASED ON RESIDENTIAL LISTING DATA ONLY

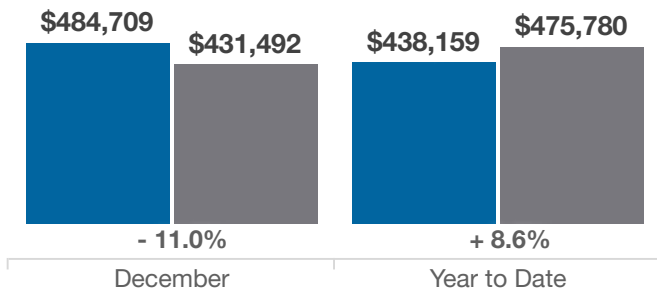


## Granville Exempted Village School District

Licking County

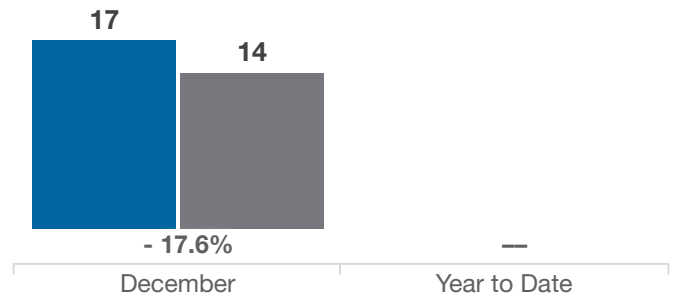
### Average Sales Price

■ 2020 ■ 2021



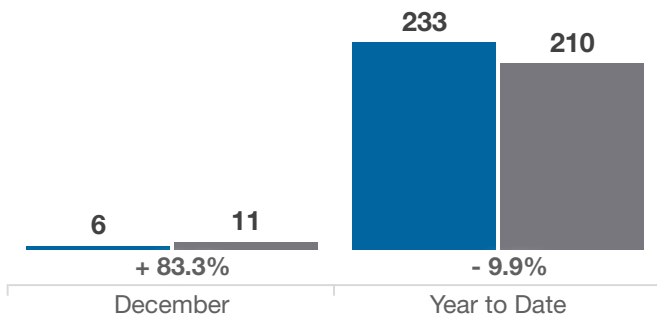
### Inventory of Homes for Sale

■ 2020 ■ 2021



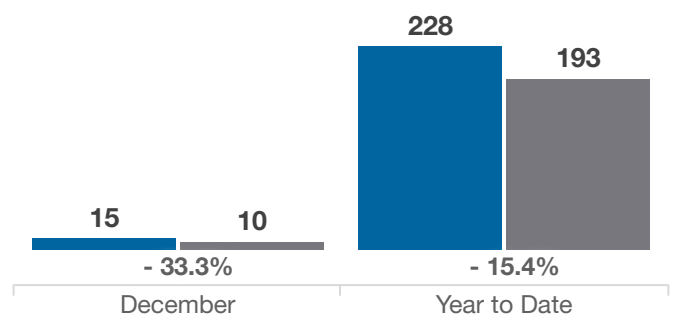
### New Listings

■ 2020 ■ 2021



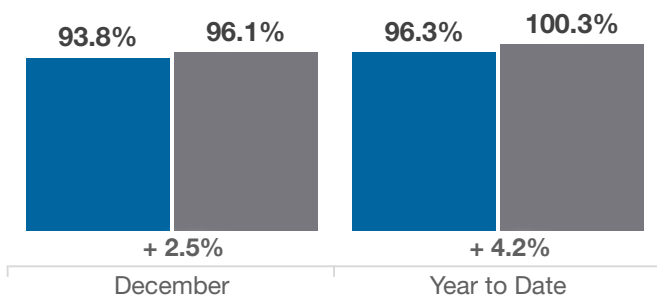
### Single Family Sales

■ 2020 ■ 2021



### Pct. Of Orig. List Price Received

■ 2020 ■ 2021



### Condo Sales

■ 2020 ■ 2021

