

Local Market Update – December 2021

A RESEARCH TOOL PROVIDED BY THE COLUMBUS REALTORS®
BASED ON RESIDENTIAL LISTING DATA ONLY



Grove City (Corp.)

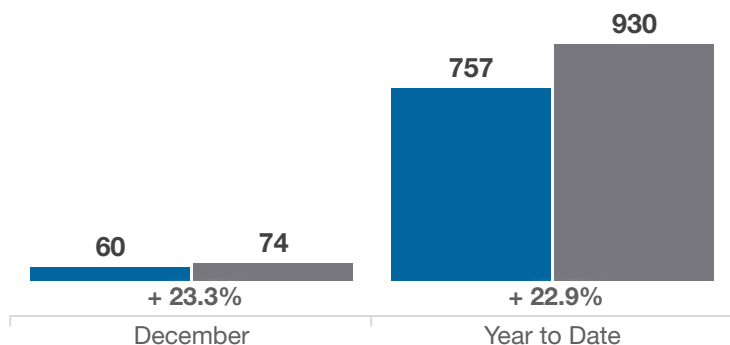
Franklin County

Key Metrics	December			Year to Date		
	2020	2021	% Change	Thru 12-2020	Thru 12-2021	% Change
Closed Sales	60	74	+ 23.3%	757	930	+ 22.9%
In Contracts	50	75	+ 50.0%	781	974	+ 24.7%
Average Sales Price*	\$283,151	\$319,552	+ 12.9%	\$271,982	\$304,389	+ 11.9%
Median Sales Price*	\$286,450	\$335,000	+ 16.9%	\$260,000	\$297,700	+ 14.5%
Average Price Per Square Foot*	\$146.96	\$169.53	+ 15.4%	\$142.90	\$164.20	+ 14.9%
Percent of Original List Price Received*	98.7%	99.8%	+ 1.1%	99.6%	102.2%	+ 2.6%
Percent of Last List Price Received*	99.8%	100.1%	+ 0.3%	100.1%	102.3%	+ 2.2%
Days on Market Until Sale	14	14	0.0%	19	15	- 21.1%
New Listings	38	56	+ 47.4%	812	1,032	+ 27.1%
Median List Price of New Listings	\$280,000	\$278,800	- 0.4%	\$259,900	\$299,000	+ 15.0%
Median List Price at Time of Sale	\$281,000	\$319,200	+ 13.6%	\$259,900	\$286,150	+ 10.1%
Inventory of Homes for Sale	31	45	+ 45.2%	—	—	—
Months Supply of Inventory	0.5	0.6	+ 20.0%	—	—	—

* Does not account for sale concessions and/or downpayment assistance. | Percent changes are calculated using rounded figures and can sometimes look extreme due to small sample size.

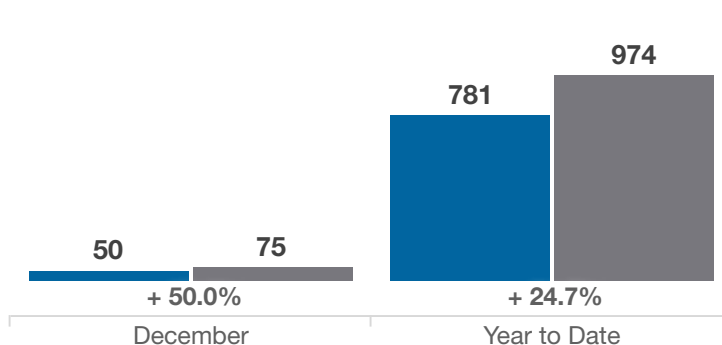
Closed Sales

■ 2020 ■ 2021



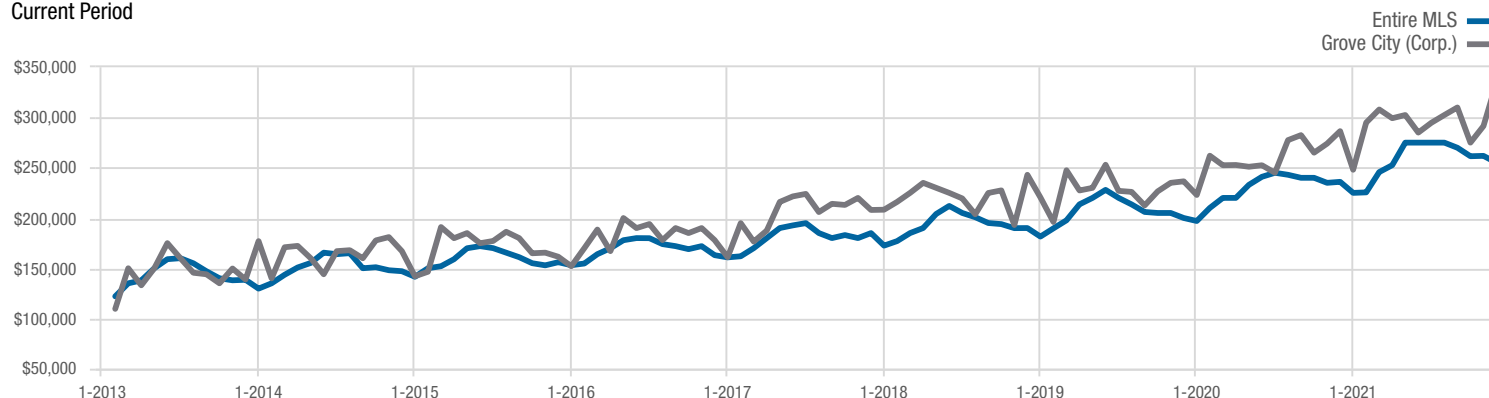
In Contracts

■ 2020 ■ 2021



Median Sales Price

Current Period



Each data point represents the median sales price in a given month.

Local Market Update – December 2021

A RESEARCH TOOL PROVIDED BY THE COLUMBUS REALTORS®
BASED ON RESIDENTIAL LISTING DATA ONLY

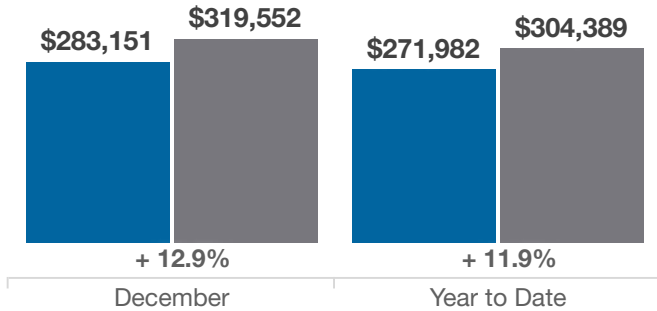


Grove City (Corp.)

Franklin County

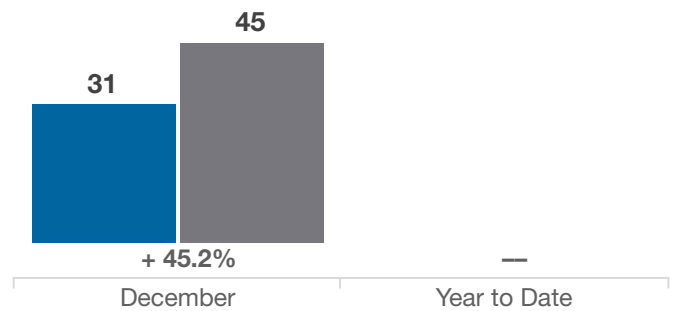
Average Sales Price

■ 2020 ■ 2021



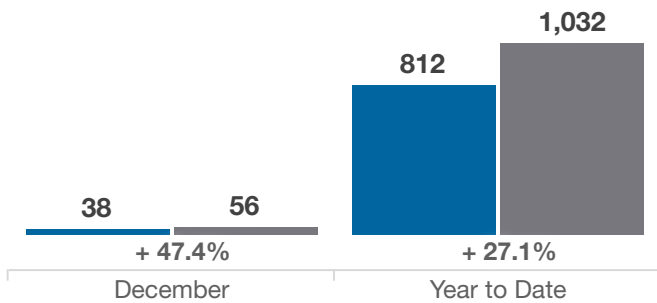
Inventory of Homes for Sale

■ 2020 ■ 2021



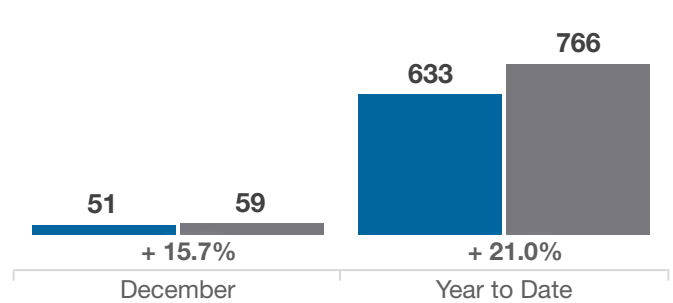
New Listings

■ 2020 ■ 2021



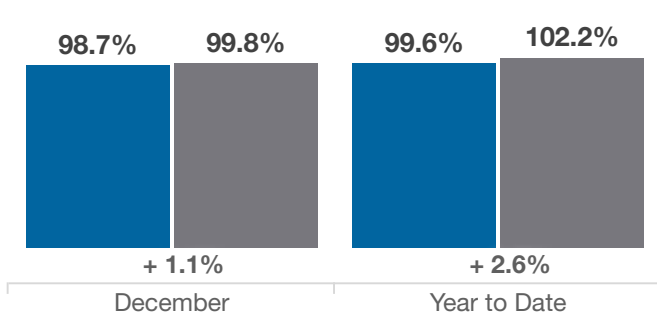
Single Family Sales

■ 2020 ■ 2021



Pct. Of Orig. List Price Received

■ 2020 ■ 2021



Condo Sales

■ 2020 ■ 2021

