

# Local Market Update – December 2021

A RESEARCH TOOL PROVIDED BY THE COLUMBUS REALTORS®  
BASED ON RESIDENTIAL LISTING DATA ONLY



## Jefferson Local School District (West Jefferson)

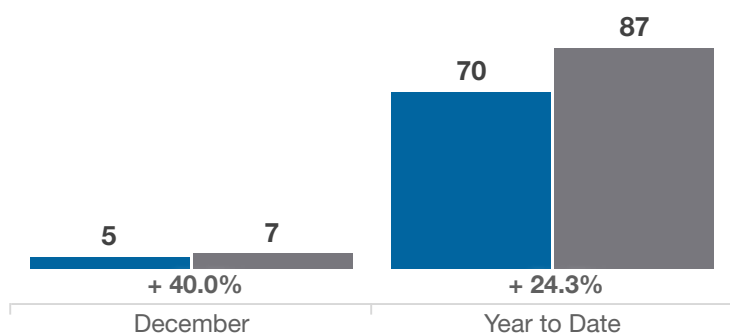
Madison County

Key Metrics	December			Year to Date		
	2020	2021	% Change	Thru 12-2020	Thru 12-2021	% Change
Closed Sales	5	7	+ 40.0%	70	87	+ 24.3%
In Contracts	4	8	+ 100.0%	72	89	+ 23.6%
Average Sales Price*	\$159,800	\$343,071	+ 114.7%	\$229,185	\$254,470	+ 11.0%
Median Sales Price*	\$163,000	\$330,500	+ 102.8%	\$173,450	\$207,500	+ 19.6%
Average Price Per Square Foot*	\$150.30	\$169.57	+ 12.8%	\$134.71	\$159.35	+ 18.3%
Percent of Original List Price Received*	100.2%	99.8%	- 0.4%	100.4%	100.8%	+ 0.4%
Percent of Last List Price Received*	100.4%	101.4%	+ 1.0%	101.1%	102.1%	+ 1.0%
Days on Market Until Sale	6	9	+ 50.0%	20	12	- 40.0%
New Listings	2	5	+ 150.0%	76	96	+ 26.3%
Median List Price of New Listings	\$166,450	\$229,900	+ 38.1%	\$170,000	\$207,450	+ 22.0%
Median List Price at Time of Sale	\$157,500	\$319,900	+ 103.1%	\$169,950	\$203,000	+ 19.4%
Inventory of Homes for Sale	2	3	+ 50.0%	—	—	—
Months Supply of Inventory	0.3	0.4	+ 33.3%	—	—	—

\* Does not account for sale concessions and/or downpayment assistance. | Percent changes are calculated using rounded figures and can sometimes look extreme due to small sample size.

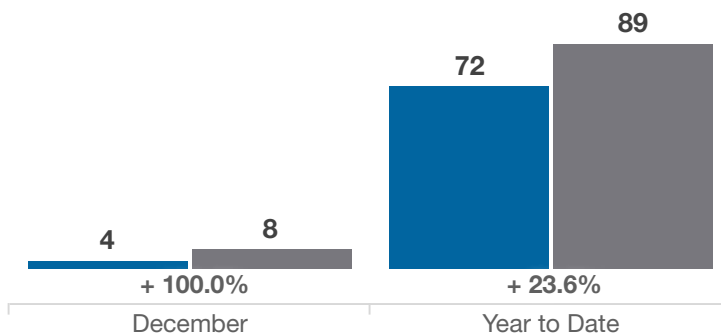
### Closed Sales

■ 2020 ■ 2021



### In Contracts

■ 2020 ■ 2021



### Median Sales Price

Current Period



Each data point represents the median sales price in a given month.

# Local Market Update – December 2021

A RESEARCH TOOL PROVIDED BY THE COLUMBUS REALTORS®  
BASED ON RESIDENTIAL LISTING DATA ONLY

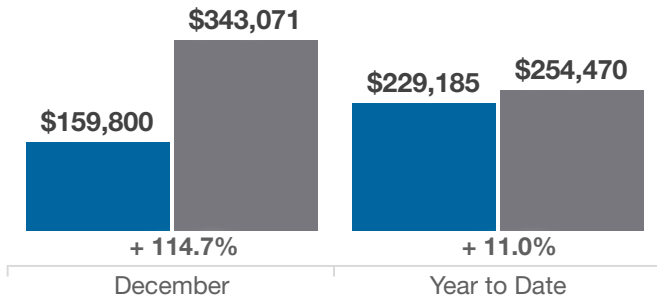


## Jefferson Local School District (West Jefferson)

Madison County

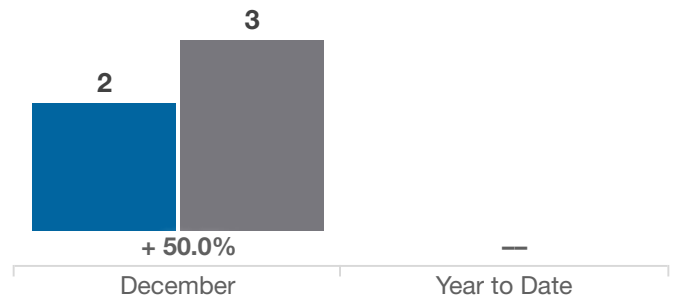
### Average Sales Price

■ 2020 ■ 2021



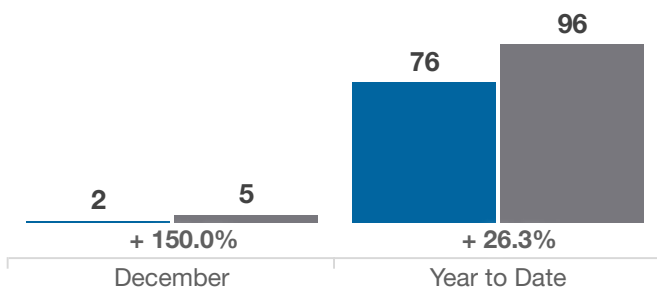
### Inventory of Homes for Sale

■ 2020 ■ 2021



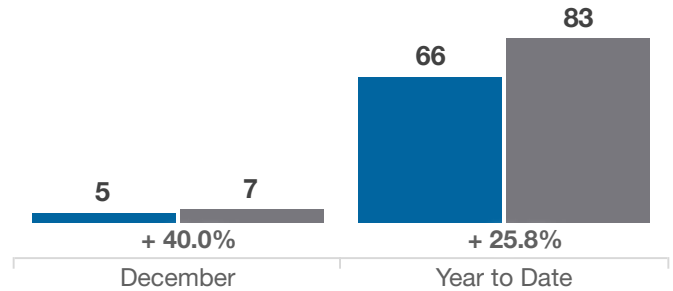
### New Listings

■ 2020 ■ 2021



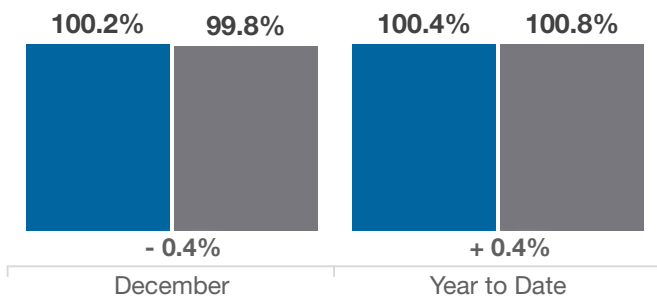
### Single Family Sales

■ 2020 ■ 2021



### Pct. Of Orig. List Price Received

■ 2020 ■ 2021



### Condo Sales

■ 2020 ■ 2021

