

# Local Market Update – December 2021

A RESEARCH TOOL PROVIDED BY THE COLUMBUS REALTORS®  
BASED ON RESIDENTIAL LISTING DATA ONLY



## Johnstown-Monroe Local School District

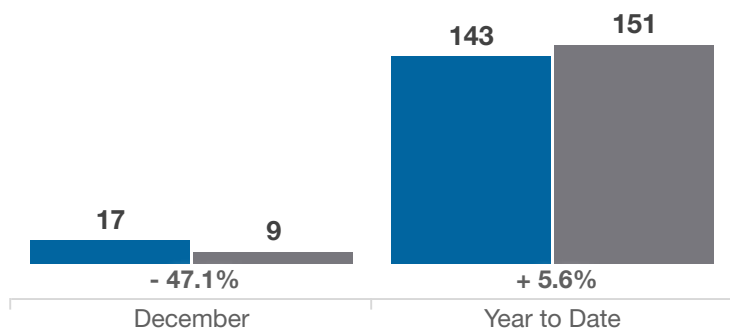
Delaware and Licking Counties

Key Metrics	December			Year to Date		
	2020	2021	% Change	Thru 12-2020	Thru 12-2021	% Change
Closed Sales	17	9	- 47.1%	143	151	+ 5.6%
In Contracts	12	8	- 33.3%	151	150	- 0.7%
Average Sales Price*	\$270,063	\$264,341	- 2.1%	\$293,595	\$336,018	+ 14.4%
Median Sales Price*	\$262,500	\$250,000	- 4.8%	\$270,000	\$313,028	+ 15.9%
Average Price Per Square Foot*	\$145.17	\$155.46	+ 7.1%	\$153.29	\$172.37	+ 12.4%
Percent of Original List Price Received*	100.9%	105.6%	+ 4.7%	98.7%	101.1%	+ 2.4%
Percent of Last List Price Received*	100.7%	107.2%	+ 6.5%	99.6%	102.0%	+ 2.4%
Days on Market Until Sale	14	15	+ 7.1%	27	13	- 51.9%
New Listings	7	6	- 14.3%	158	169	+ 7.0%
Median List Price of New Listings	\$336,830	\$217,450	- 35.4%	\$274,950	\$305,000	+ 10.9%
Median List Price at Time of Sale	\$259,000	\$235,000	- 9.3%	\$273,000	\$299,900	+ 9.9%
Inventory of Homes for Sale	6	7	+ 16.7%	—	—	—
Months Supply of Inventory	0.5	0.6	+ 20.0%	—	—	—

\* Does not account for sale concessions and/or downpayment assistance. | Percent changes are calculated using rounded figures and can sometimes look extreme due to small sample size.

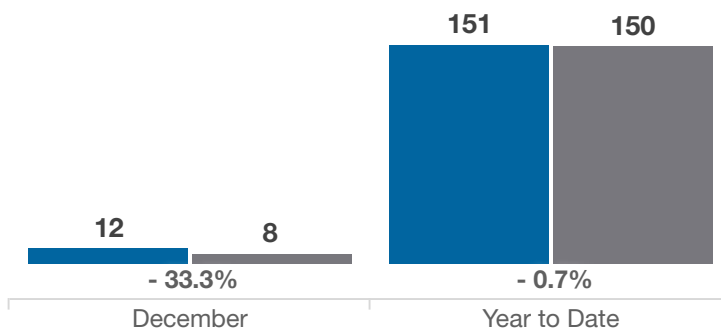
### Closed Sales

■ 2020 ■ 2021



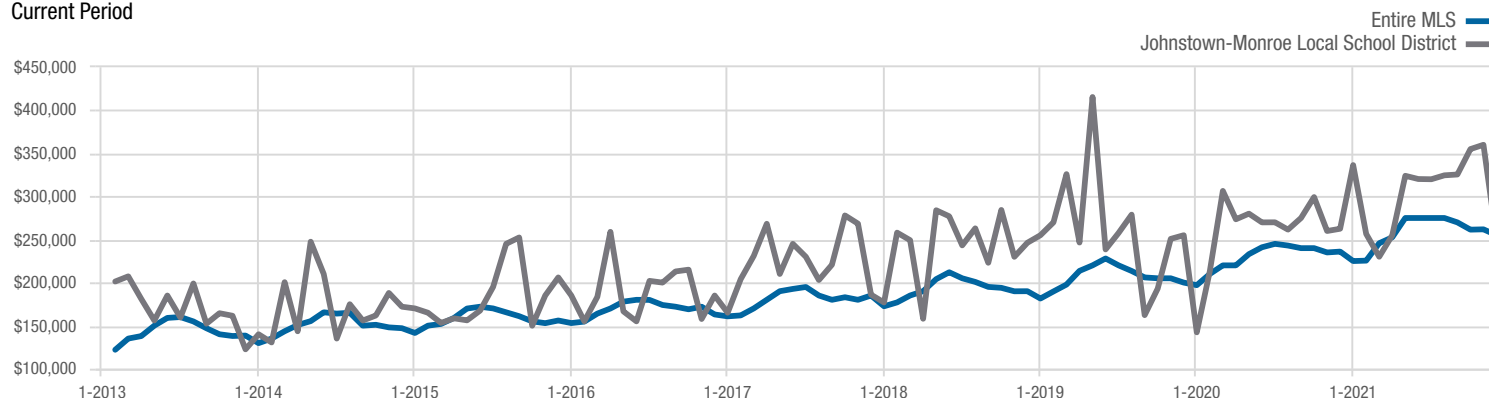
### In Contracts

■ 2020 ■ 2021



### Median Sales Price

Current Period



Each data point represents the median sales price in a given month.

# Local Market Update – December 2021

A RESEARCH TOOL PROVIDED BY THE COLUMBUS REALTORS®  
BASED ON RESIDENTIAL LISTING DATA ONLY

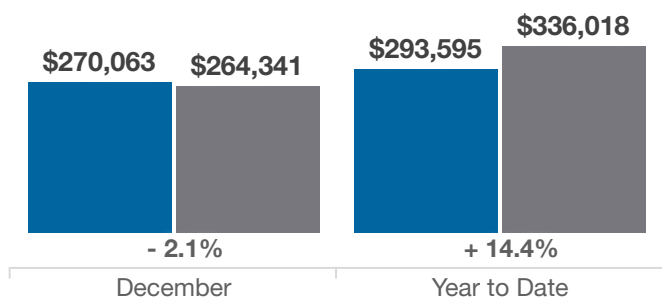


## Johnstown-Monroe Local School District

Delaware and Licking Counties

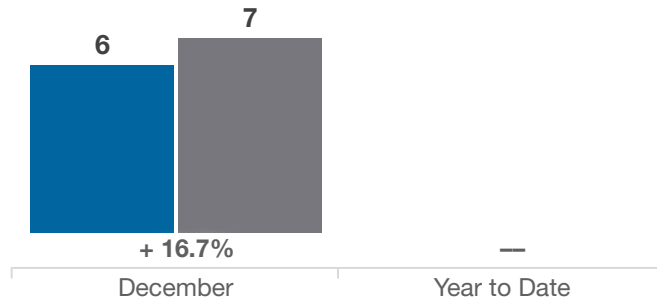
### Average Sales Price

■ 2020 ■ 2021



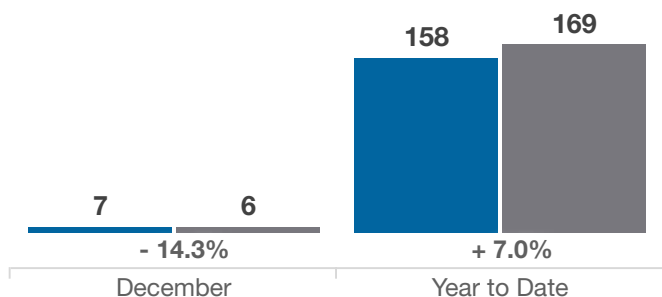
### Inventory of Homes for Sale

■ 2020 ■ 2021



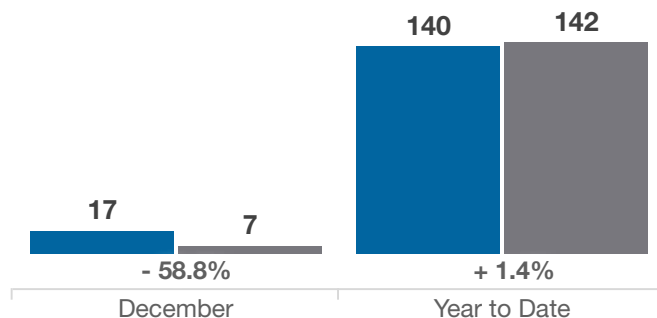
### New Listings

■ 2020 ■ 2021



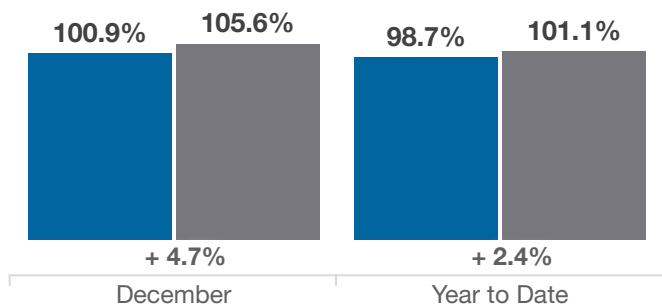
### Single Family Sales

■ 2020 ■ 2021



### Pct. Of Orig. List Price Received

■ 2020 ■ 2021



### Condo Sales

■ 2020 ■ 2021

