

Local Market Update – December 2021

A RESEARCH TOOL PROVIDED BY THE COLUMBUS REALTORS®
BASED ON RESIDENTIAL LISTING DATA ONLY



Jonathan Alder Local School District (Plain City)

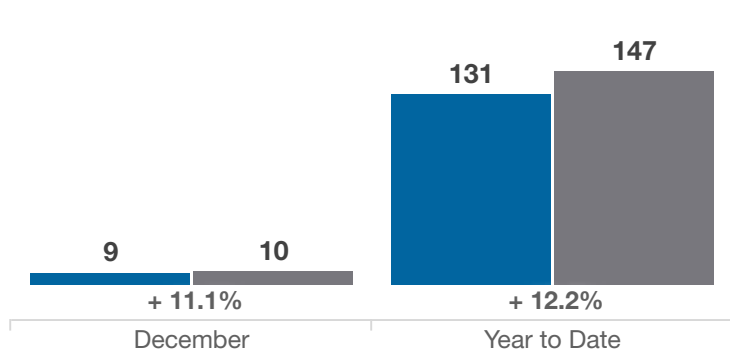
Madison and Union Counties

Key Metrics	December			Year to Date		
	2020	2021	% Change	Thru 12-2020	Thru 12-2021	% Change
Closed Sales	9	10	+ 11.1%	131	147	+ 12.2%
In Contracts	12	6	- 50.0%	140	142	+ 1.4%
Average Sales Price*	\$363,422	\$356,200	- 2.0%	\$325,351	\$385,851	+ 18.6%
Median Sales Price*	\$309,900	\$377,750	+ 21.9%	\$315,500	\$384,000	+ 21.7%
Average Price Per Square Foot*	\$169.87	\$197.48	+ 16.3%	\$163.99	\$185.42	+ 13.1%
Percent of Original List Price Received*	96.2%	99.0%	+ 2.9%	99.0%	99.7%	+ 0.7%
Percent of Last List Price Received*	96.8%	99.0%	+ 2.3%	99.6%	100.5%	+ 0.9%
Days on Market Until Sale	43	9	- 79.1%	32	12	- 62.5%
New Listings	7	5	- 28.6%	139	146	+ 5.0%
Median List Price of New Listings	\$309,900	\$455,000	+ 46.8%	\$324,900	\$389,894	+ 20.0%
Median List Price at Time of Sale	\$314,900	\$367,400	+ 16.7%	\$319,900	\$375,000	+ 17.2%
Inventory of Homes for Sale	10	8	- 20.0%	—	—	—
Months Supply of Inventory	0.9	0.7	- 22.2%	—	—	—

* Does not account for sale concessions and/or downpayment assistance. | Percent changes are calculated using rounded figures and can sometimes look extreme due to small sample size.

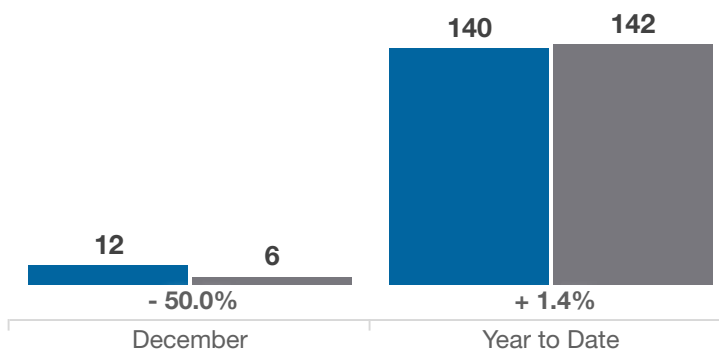
Closed Sales

■ 2020 ■ 2021



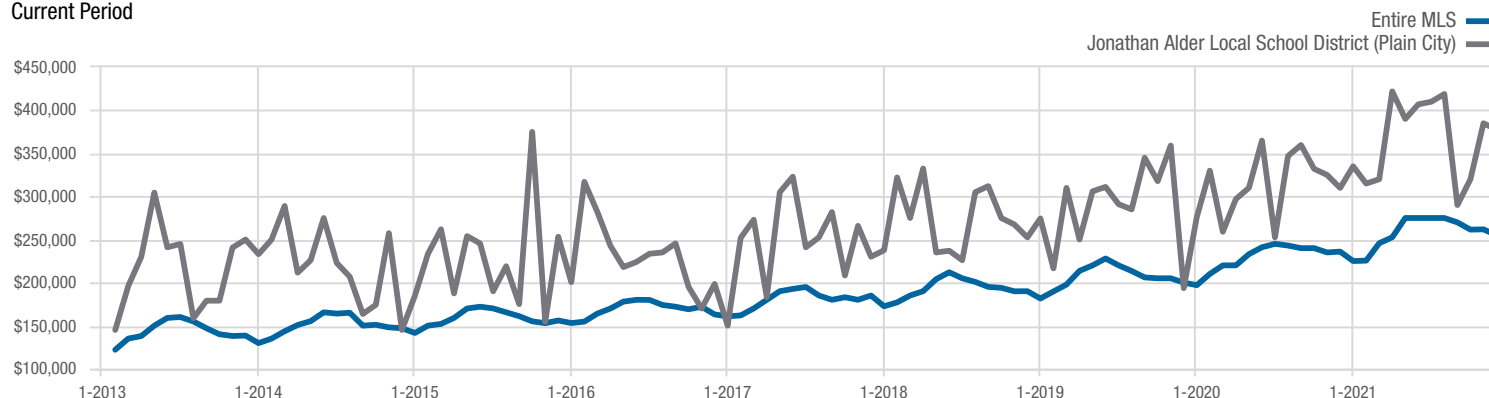
In Contracts

■ 2020 ■ 2021



Median Sales Price

Current Period



Each data point represents the median sales price in a given month.

Local Market Update – December 2021

A RESEARCH TOOL PROVIDED BY THE COLUMBUS REALTORS®
BASED ON RESIDENTIAL LISTING DATA ONLY

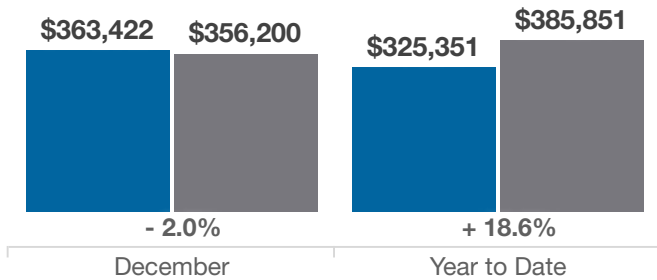


Jonathan Alder Local School District (Plain City)

Madison and Union Counties

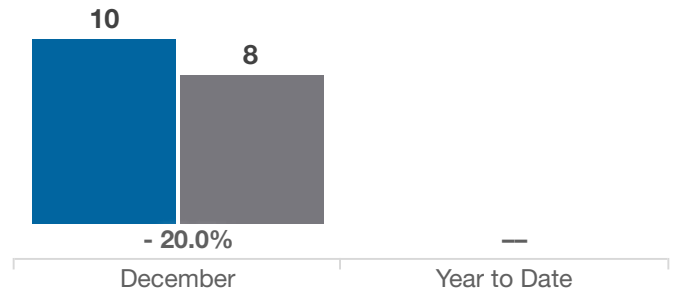
Average Sales Price

■ 2020 ■ 2021



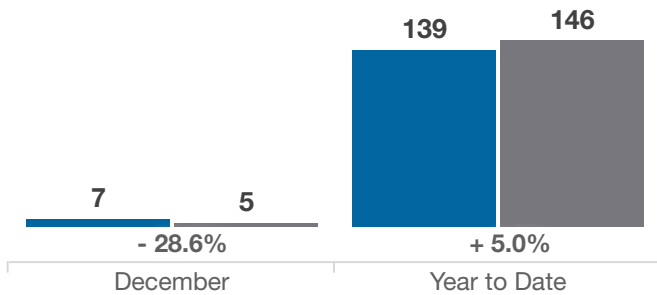
Inventory of Homes for Sale

■ 2020 ■ 2021



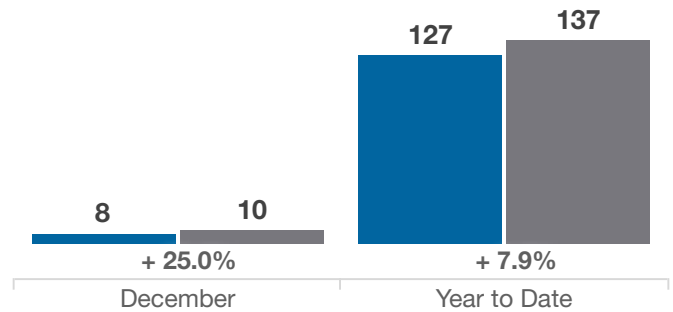
New Listings

■ 2020 ■ 2021



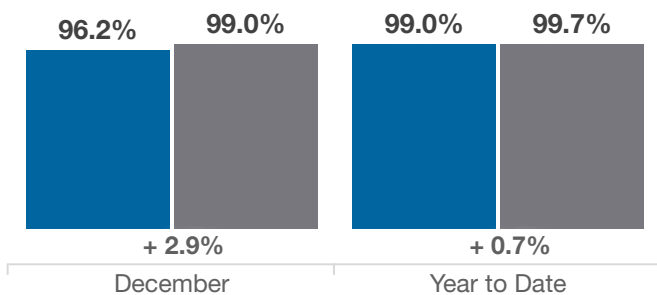
Single Family Sales

■ 2020 ■ 2021



Pct. Of Orig. List Price Received

■ 2020 ■ 2021



Condo Sales

■ 2020 ■ 2021

