

# Local Market Update – December 2021

A RESEARCH TOOL PROVIDED BY THE COLUMBUS REALTORS®  
BASED ON RESIDENTIAL LISTING DATA ONLY



## Marysville Exempted Village School District

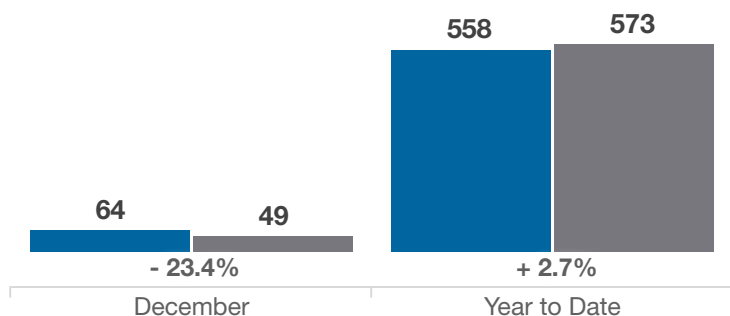
Union County

Key Metrics	December			Year to Date		
	2020	2021	% Change	Thru 12-2020	Thru 12-2021	% Change
Closed Sales	64	49	- 23.4%	558	573	+ 2.7%
In Contracts	55	46	- 16.4%	573	578	+ 0.9%
Average Sales Price*	\$269,455	\$345,393	+ 28.2%	\$267,140	\$311,958	+ 16.8%
Median Sales Price*	\$279,950	\$310,000	+ 10.7%	\$256,000	\$300,000	+ 17.2%
Average Price Per Square Foot*	\$127.61	\$163.70	+ 28.3%	\$132.91	\$156.30	+ 17.6%
Percent of Original List Price Received*	98.6%	102.1%	+ 3.5%	99.0%	102.8%	+ 3.8%
Percent of Last List Price Received*	99.4%	102.2%	+ 2.8%	99.9%	103.0%	+ 3.1%
Days on Market Until Sale	30	11	- 63.3%	27	11	- 59.3%
New Listings	35	28	- 20.0%	582	595	+ 2.2%
Median List Price of New Listings	\$287,215	\$332,200	+ 15.7%	\$260,000	\$285,570	+ 9.8%
Median List Price at Time of Sale	\$279,950	\$297,800	+ 6.4%	\$254,950	\$285,000	+ 11.8%
Inventory of Homes for Sale	23	22	- 4.3%	—	—	—
Months Supply of Inventory	0.5	0.5	0.0%	—	—	—

\* Does not account for sale concessions and/or downpayment assistance. | Percent changes are calculated using rounded figures and can sometimes look extreme due to small sample size.

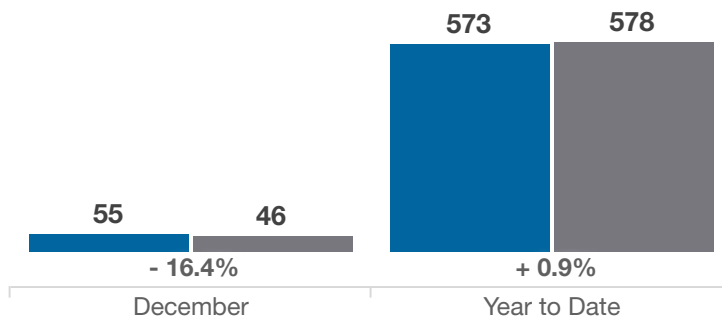
### Closed Sales

■ 2020 ■ 2021



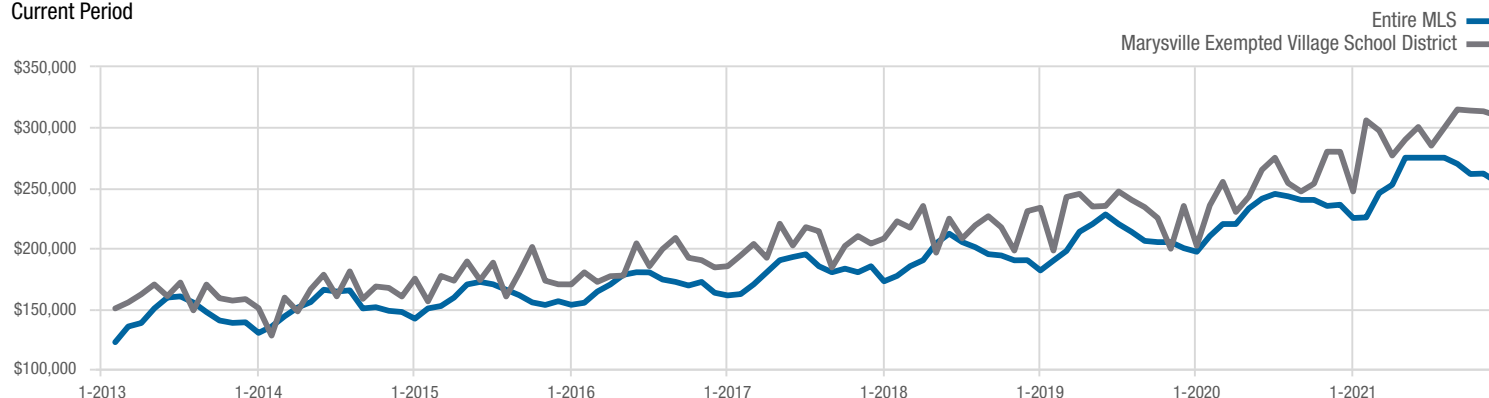
### In Contracts

■ 2020 ■ 2021



### Median Sales Price

Current Period



Each data point represents the median sales price in a given month.

# Local Market Update – December 2021

A RESEARCH TOOL PROVIDED BY THE COLUMBUS REALTORS®  
BASED ON RESIDENTIAL LISTING DATA ONLY

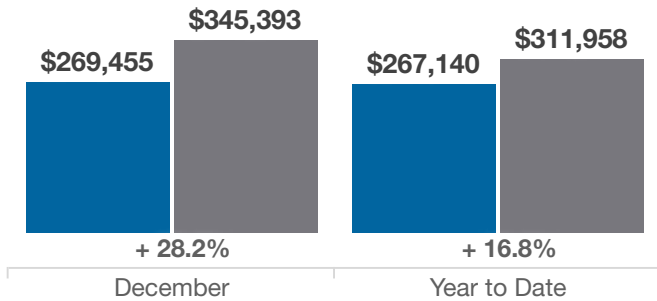


## Marysville Exempted Village School District

Union County

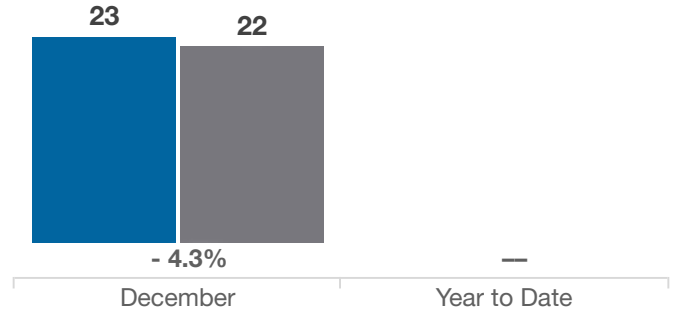
### Average Sales Price

■ 2020 ■ 2021



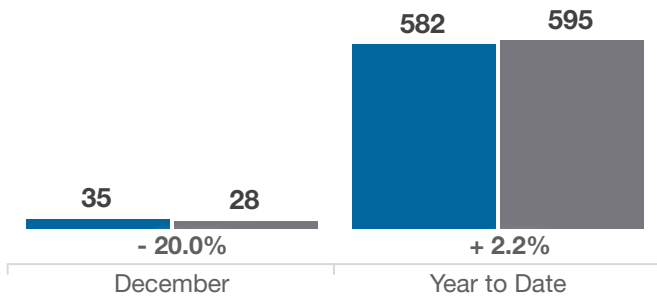
### Inventory of Homes for Sale

■ 2020 ■ 2021



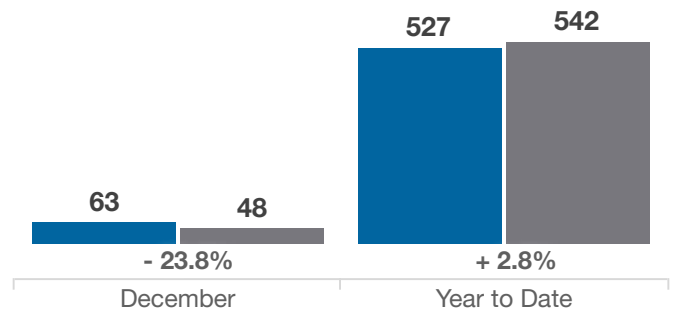
### New Listings

■ 2020 ■ 2021



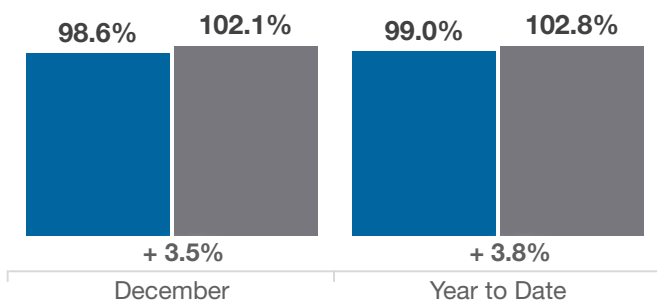
### Single Family Sales

■ 2020 ■ 2021



### Pct. Of Orig. List Price Received

■ 2020 ■ 2021



### Condo Sales

■ 2020 ■ 2021

