

# Local Market Update – December 2021

A RESEARCH TOOL PROVIDED BY THE COLUMBUS REALTORS®  
BASED ON RESIDENTIAL LISTING DATA ONLY



## Northridge Local School District

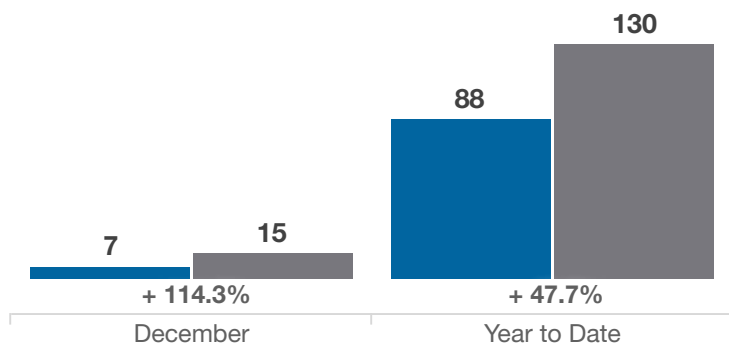
Delaware, Knox and Licking Counties

Key Metrics	December			Year to Date		
	2020	2021	% Change	Thru 12-2020	Thru 12-2021	% Change
Closed Sales	7	15	+ 114.3%	88	130	+ 47.7%
In Contracts	15	9	- 40.0%	98	131	+ 33.7%
Average Sales Price*	\$346,571	\$451,110	+ 30.2%	\$304,884	\$371,810	+ 22.0%
Median Sales Price*	\$410,000	\$396,950	- 3.2%	\$255,000	\$345,000	+ 35.3%
Average Price Per Square Foot*	\$163.92	\$193.70	+ 18.2%	\$146.17	\$170.51	+ 16.7%
Percent of Original List Price Received*	94.8%	93.7%	- 1.2%	96.3%	100.5%	+ 4.4%
Percent of Last List Price Received*	97.3%	97.4%	+ 0.1%	98.3%	100.7%	+ 2.4%
Days on Market Until Sale	17	61	+ 258.8%	36	23	- 36.1%
New Listings	8	18	+ 125.0%	110	166	+ 50.9%
Median List Price of New Listings	\$229,000	\$392,900	+ 71.6%	\$269,900	\$362,458	+ 34.3%
Median List Price at Time of Sale	\$429,900	\$374,900	- 12.8%	\$259,900	\$339,900	+ 30.8%
Inventory of Homes for Sale	9	29	+ 222.2%	—	—	—
Months Supply of Inventory	1.1	2.7	+ 145.5%	—	—	—

\* Does not account for sale concessions and/or downpayment assistance. | Percent changes are calculated using rounded figures and can sometimes look extreme due to small sample size.

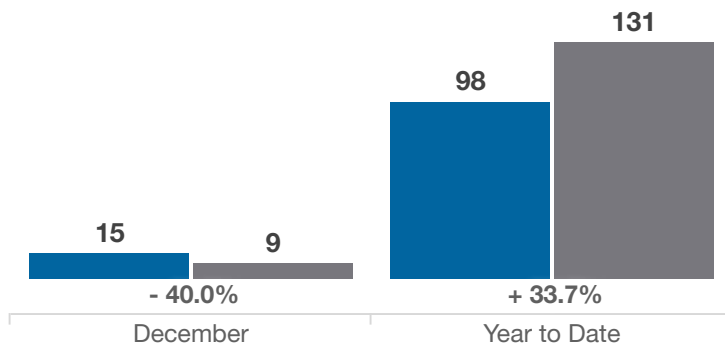
### Closed Sales

■ 2020 ■ 2021



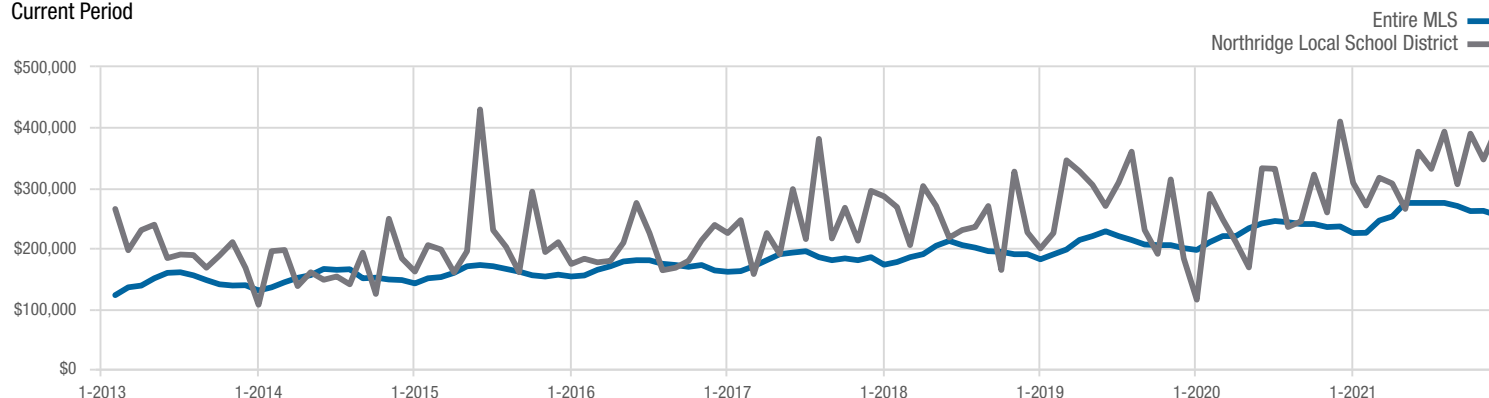
### In Contracts

■ 2020 ■ 2021



### Median Sales Price

Current Period



Each data point represents the median sales price in a given month.

# Local Market Update – December 2021

A RESEARCH TOOL PROVIDED BY THE COLUMBUS REALTORS®  
BASED ON RESIDENTIAL LISTING DATA ONLY

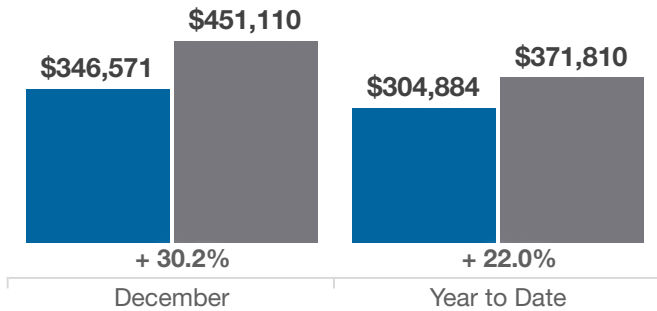


## Northridge Local School District

Delaware, Knox and Licking Counties

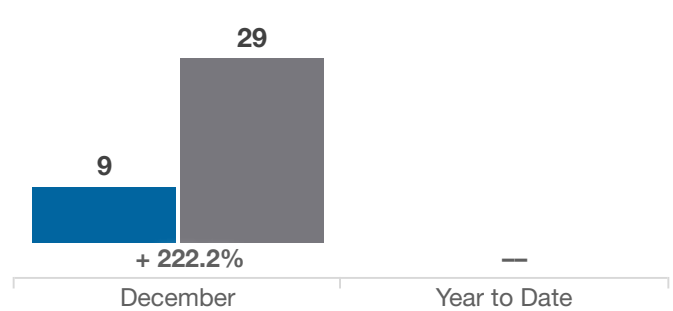
### Average Sales Price

■ 2020 ■ 2021



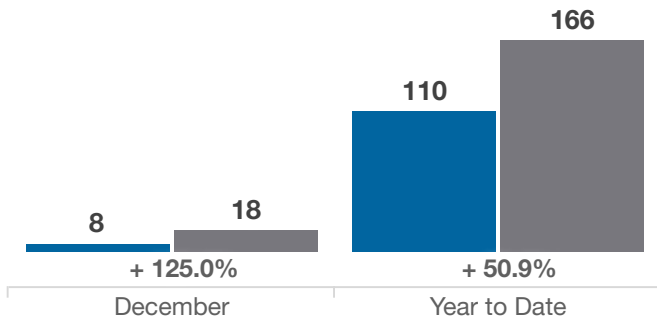
### Inventory of Homes for Sale

■ 2020 ■ 2021



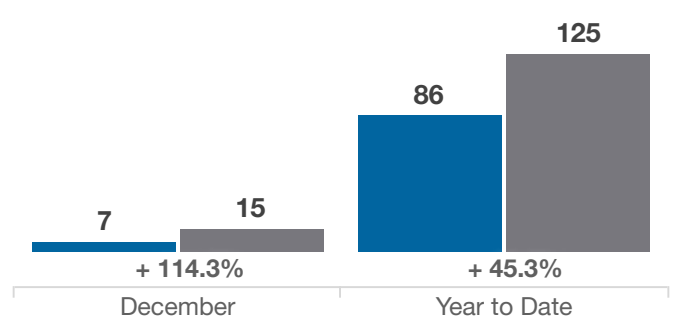
### New Listings

■ 2020 ■ 2021



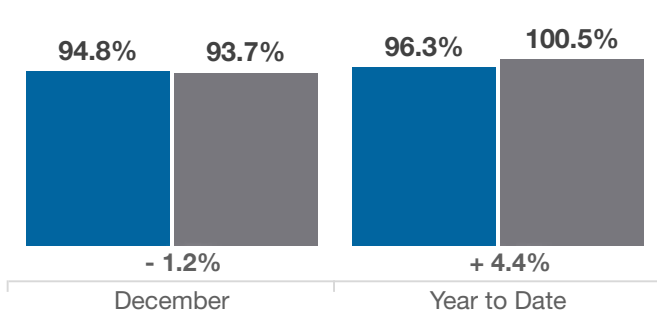
### Single Family Sales

■ 2020 ■ 2021



### Pct. Of Orig. List Price Received

■ 2020 ■ 2021



### Condo Sales

■ 2020 ■ 2021

