

# Local Market Update – December 2021

A RESEARCH TOOL PROVIDED BY THE COLUMBUS REALTORS®  
BASED ON RESIDENTIAL LISTING DATA ONLY



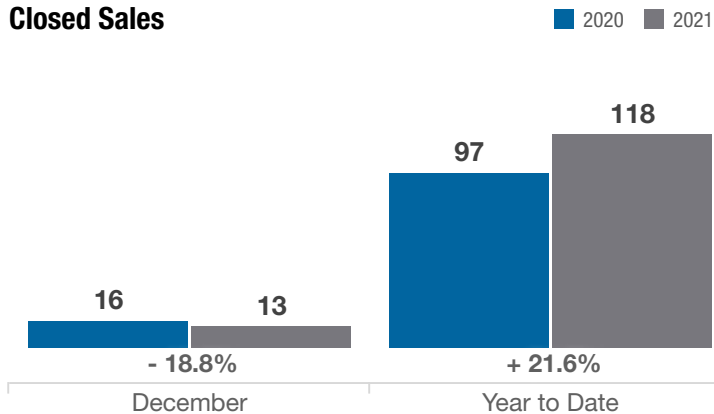
## Obetz (Corp.)

Franklin County

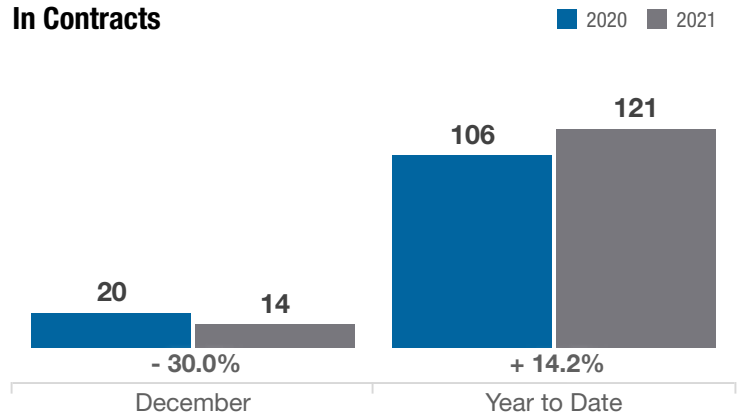
Key Metrics	December			Year to Date		
	2020	2021	% Change	Thru 12-2020	Thru 12-2021	% Change
Closed Sales	16	13	- 18.8%	97	118	+ 21.6%
In Contracts	20	14	- 30.0%	106	121	+ 14.2%
Average Sales Price*	\$244,934	\$231,555	- 5.5%	\$208,485	\$242,288	+ 16.2%
Median Sales Price*	\$250,140	\$235,000	- 6.1%	\$196,100	\$242,000	+ 23.4%
Average Price Per Square Foot*	\$128.86	\$150.50	+ 16.8%	\$121.45	\$137.54	+ 13.2%
Percent of Original List Price Received*	99.9%	99.9%	0.0%	100.0%	103.0%	+ 3.0%
Percent of Last List Price Received*	100.0%	100.4%	+ 0.4%	100.4%	102.3%	+ 1.9%
Days on Market Until Sale	56	13	- 76.8%	32	11	- 65.6%
New Listings	21	10	- 52.4%	115	136	+ 18.3%
Median List Price of New Listings	\$229,000	\$207,450	- 9.4%	\$199,900	\$240,000	+ 20.1%
Median List Price at Time of Sale	\$250,140	\$225,000	- 10.1%	\$190,000	\$229,900	+ 21.0%
Inventory of Homes for Sale	7	11	+ 57.1%	—	—	—
Months Supply of Inventory	0.8	1.1	+ 37.5%	—	—	—

\* Does not account for sale concessions and/or downpayment assistance. | Percent changes are calculated using rounded figures and can sometimes look extreme due to small sample size.

### Closed Sales

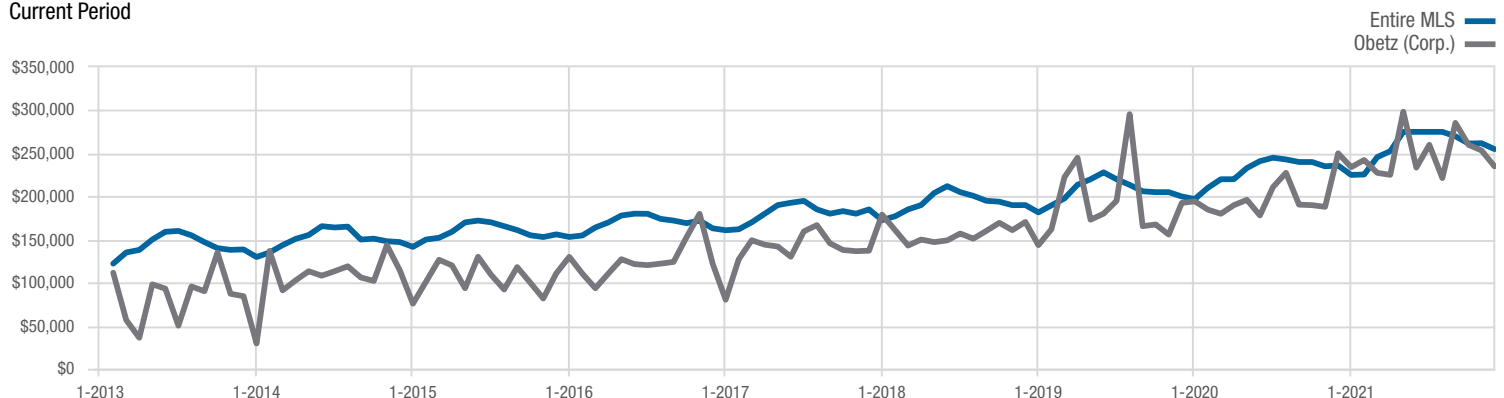


### In Contracts



### Median Sales Price

Current Period



Each data point represents the median sales price in a given month.

# Local Market Update – December 2021

A RESEARCH TOOL PROVIDED BY THE COLUMBUS REALTORS®  
BASED ON RESIDENTIAL LISTING DATA ONLY

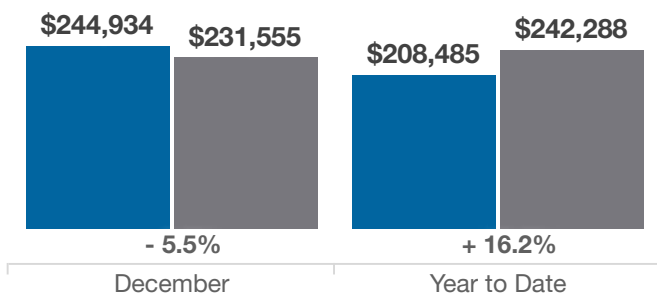


## Obetz (Corp.)

Franklin County

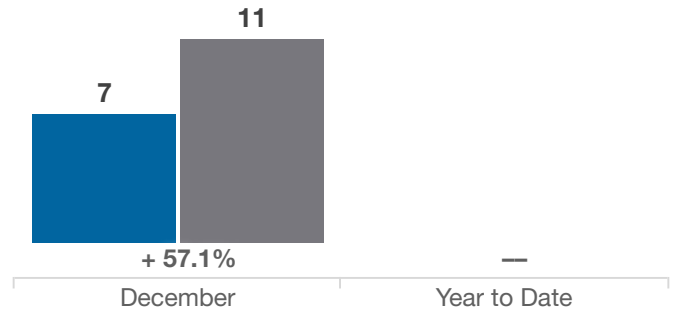
### Average Sales Price

■ 2020 ■ 2021



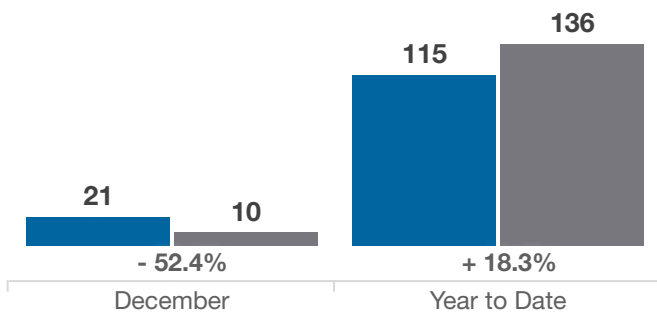
### Inventory of Homes for Sale

■ 2020 ■ 2021



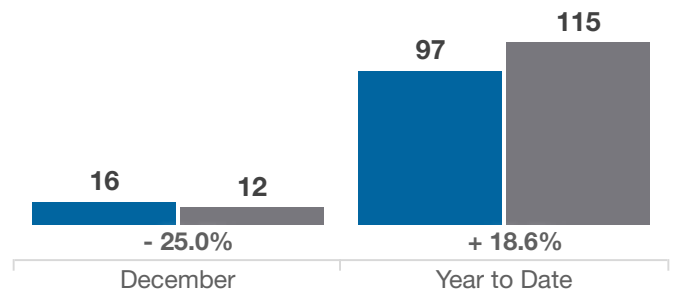
### New Listings

■ 2020 ■ 2021



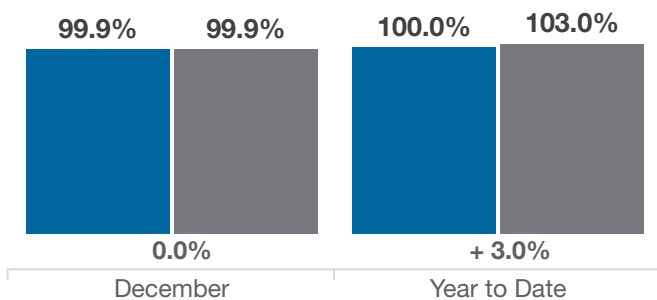
### Single Family Sales

■ 2020 ■ 2021



### Pct. Of Orig. List Price Received

■ 2020 ■ 2021



### Condo Sales

■ 2020 ■ 2021

