

Local Market Update – December 2021

A RESEARCH TOOL PROVIDED BY THE COLUMBUS REALTORS®
BASED ON RESIDENTIAL LISTING DATA ONLY



Pataskala (Corp.)

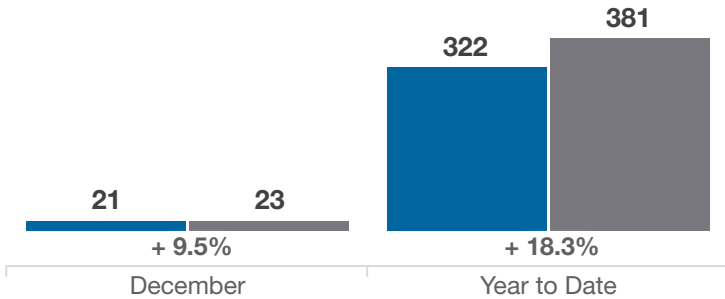
Licking County

Key Metrics	December			Year to Date		
	2020	2021	% Change	Thru 12-2020	Thru 12-2021	% Change
Closed Sales	21	23	+ 9.5%	322	381	+ 18.3%
In Contracts	23	21	- 8.7%	329	389	+ 18.2%
Average Sales Price*	\$247,377	\$294,607	+ 19.1%	\$254,253	\$298,689	+ 17.5%
Median Sales Price*	\$239,900	\$315,000	+ 31.3%	\$255,000	\$300,558	+ 17.9%
Average Price Per Square Foot*	\$139.42	\$149.69	+ 7.4%	\$133.41	\$156.01	+ 16.9%
Percent of Original List Price Received*	97.7%	97.7%	0.0%	99.4%	103.2%	+ 3.8%
Percent of Last List Price Received*	99.2%	99.6%	+ 0.4%	100.1%	103.5%	+ 3.4%
Days on Market Until Sale	20	20	0.0%	28	13	- 53.6%
New Listings	15	15	0.0%	326	440	+ 35.0%
Median List Price of New Listings	\$269,900	\$325,000	+ 20.4%	\$259,900	\$299,900	+ 15.4%
Median List Price at Time of Sale	\$239,900	\$315,000	+ 31.3%	\$250,000	\$289,444	+ 15.8%
Inventory of Homes for Sale	15	23	+ 53.3%	—	—	—
Months Supply of Inventory	0.5	0.7	+ 40.0%	—	—	—

* Does not account for sale concessions and/or downpayment assistance. | Percent changes are calculated using rounded figures and can sometimes look extreme due to small sample size.

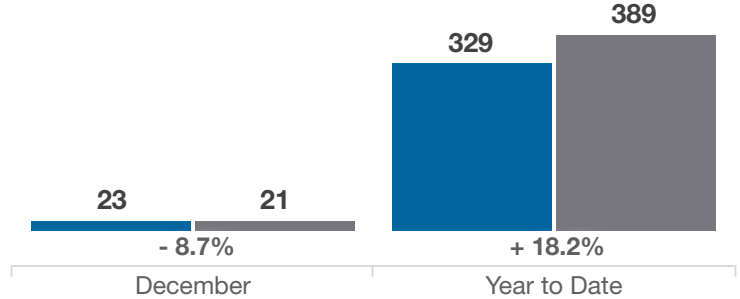
Closed Sales

■ 2020 ■ 2021



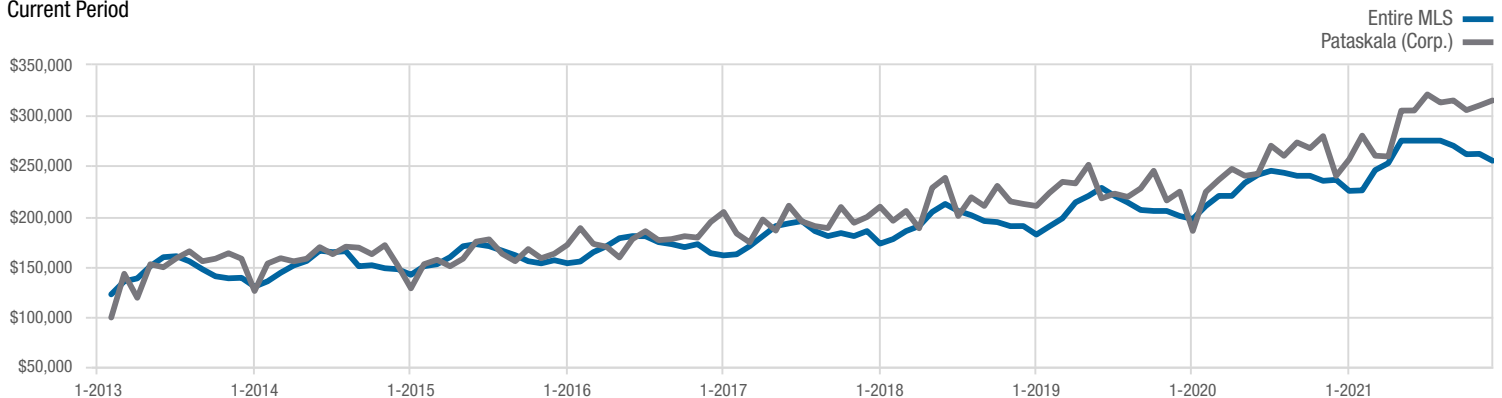
In Contracts

■ 2020 ■ 2021



Median Sales Price

Current Period



Each data point represents the median sales price in a given month.

Local Market Update – December 2021

A RESEARCH TOOL PROVIDED BY THE COLUMBUS REALTORS®
BASED ON RESIDENTIAL LISTING DATA ONLY

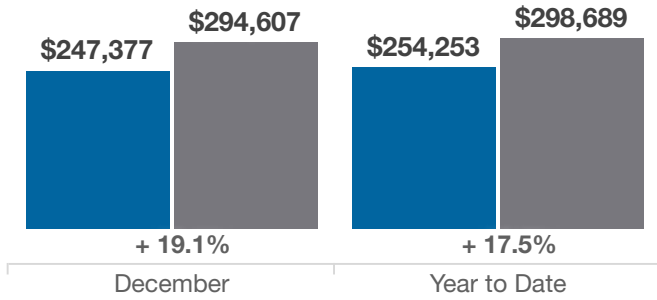


Pataskala (Corp.)

Licking County

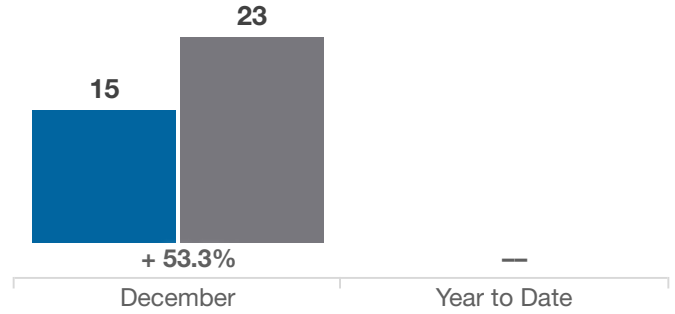
Average Sales Price

■ 2020 ■ 2021



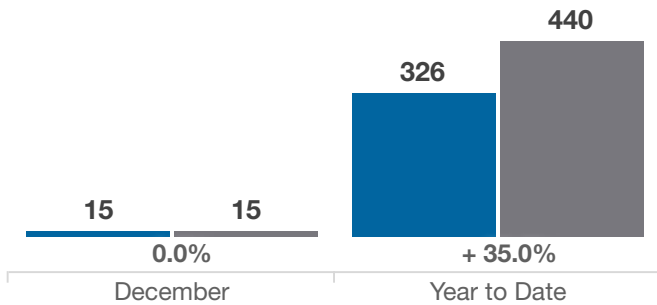
Inventory of Homes for Sale

■ 2020 ■ 2021



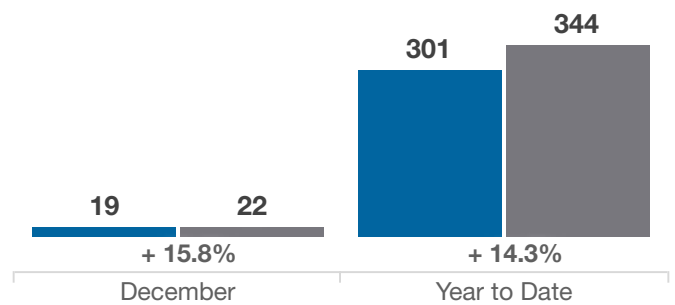
New Listings

■ 2020 ■ 2021



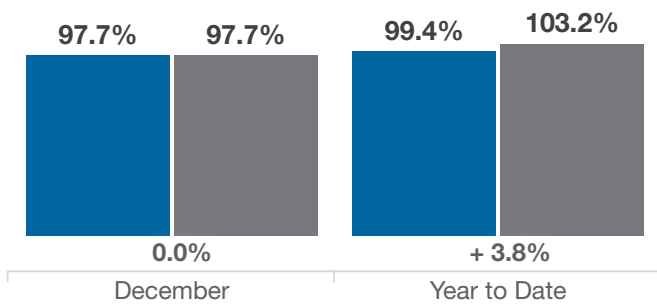
Single Family Sales

■ 2020 ■ 2021



Pct. Of Orig. List Price Received

■ 2020 ■ 2021



Condo Sales

■ 2020 ■ 2021

