

Local Market Update – December 2021

A RESEARCH TOOL PROVIDED BY THE COLUMBUS REALTORS®
BASED ON RESIDENTIAL LISTING DATA ONLY



Pickerington Local School District

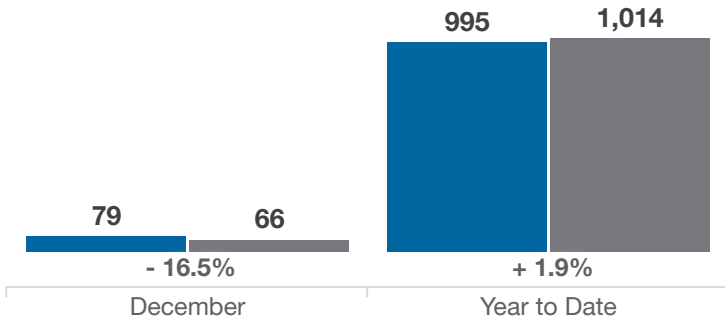
Franklin and Fairfield Counties

Key Metrics	December			Year to Date		
	2020	2021	% Change	Thru 12-2020	Thru 12-2021	% Change
Closed Sales	79	66	- 16.5%	995	1,014	+ 1.9%
In Contracts	57	50	- 12.3%	984	1,036	+ 5.3%
Average Sales Price*	\$295,159	\$399,531	+ 35.4%	\$289,703	\$353,124	+ 21.9%
Median Sales Price*	\$265,000	\$348,550	+ 31.5%	\$275,900	\$340,000	+ 23.2%
Average Price Per Square Foot*	\$139.37	\$173.39	+ 24.4%	\$130.63	\$155.54	+ 19.1%
Percent of Original List Price Received*	101.0%	102.4%	+ 1.4%	100.3%	104.1%	+ 3.8%
Percent of Last List Price Received*	101.4%	102.4%	+ 1.0%	100.4%	103.9%	+ 3.5%
Days on Market Until Sale	19	11	- 42.1%	24	10	- 58.3%
New Listings	39	43	+ 10.3%	977	1,058	+ 8.3%
Median List Price of New Listings	\$279,900	\$424,900	+ 51.8%	\$278,500	\$329,900	+ 18.5%
Median List Price at Time of Sale	\$259,900	\$335,000	+ 28.9%	\$274,000	\$325,000	+ 18.6%
Inventory of Homes for Sale	33	19	- 42.4%	—	—	—
Months Supply of Inventory	0.4	0.2	- 50.0%	—	—	—

* Does not account for sale concessions and/or downpayment assistance. | Percent changes are calculated using rounded figures and can sometimes look extreme due to small sample size.

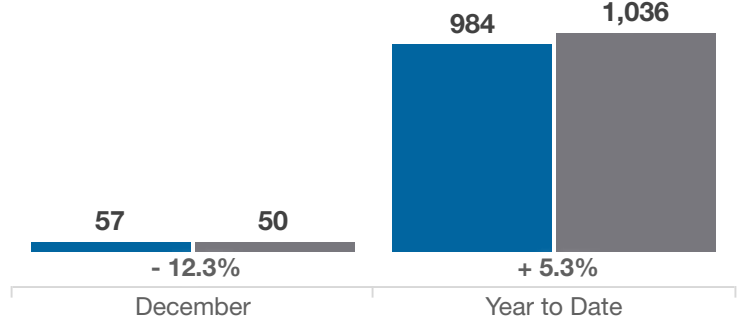
Closed Sales

■ 2020 ■ 2021



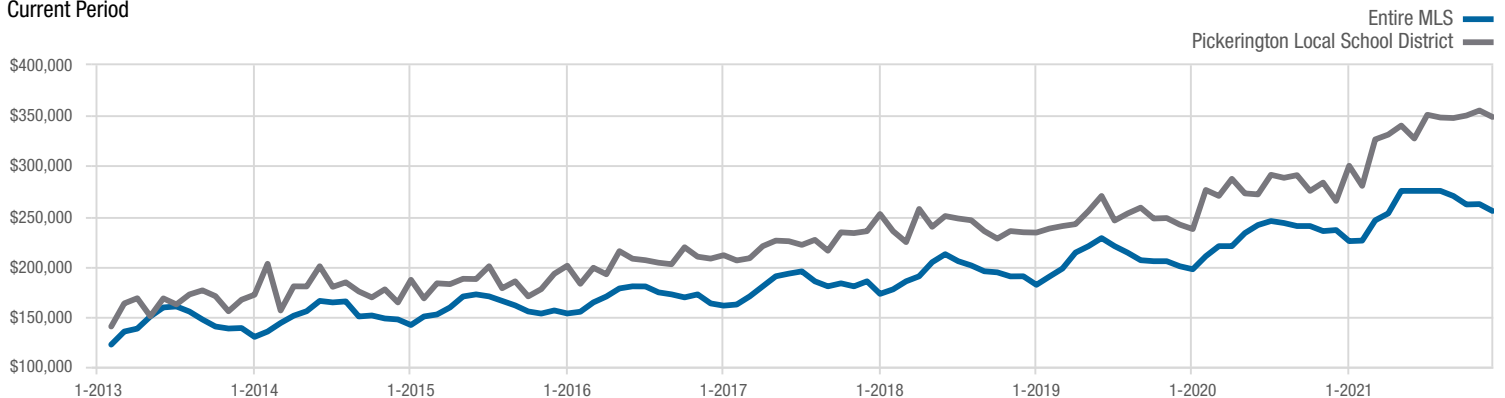
In Contracts

■ 2020 ■ 2021



Median Sales Price

Current Period



Each data point represents the median sales price in a given month.

Local Market Update – December 2021

A RESEARCH TOOL PROVIDED BY THE COLUMBUS REALTORS®
BASED ON RESIDENTIAL LISTING DATA ONLY

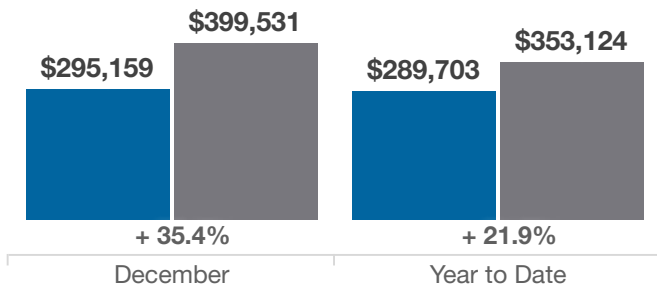


Pickerington Local School District

Franklin and Fairfield Counties

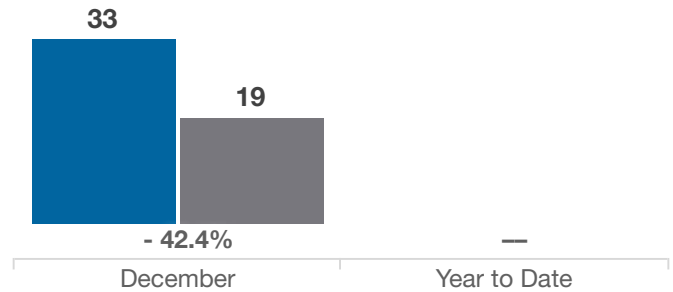
Average Sales Price

■ 2020 ■ 2021



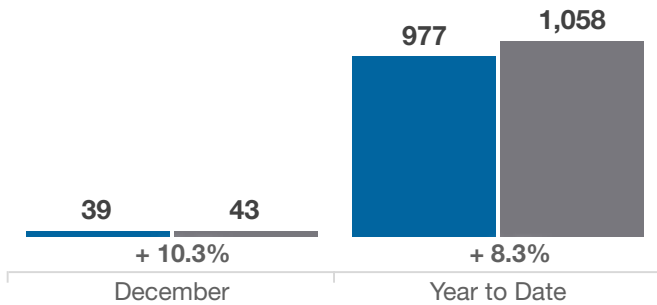
Inventory of Homes for Sale

■ 2020 ■ 2021



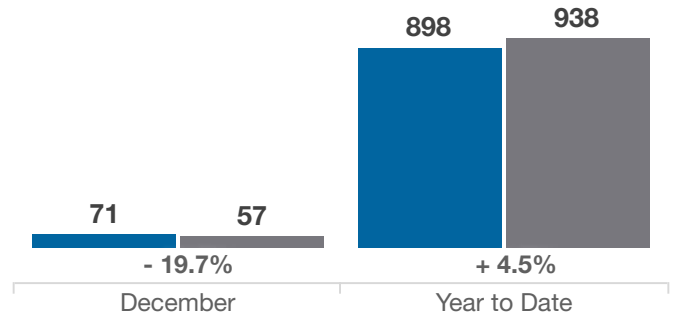
New Listings

■ 2020 ■ 2021



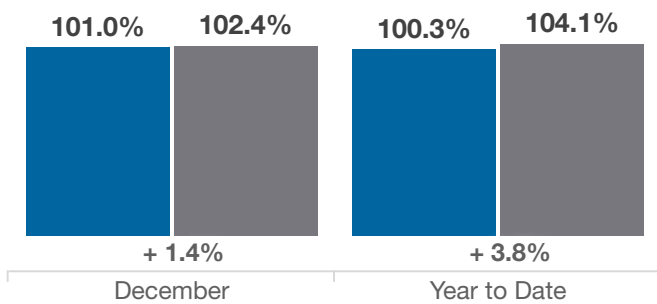
Single Family Sales

■ 2020 ■ 2021



Pct. Of Orig. List Price Received

■ 2020 ■ 2021



Condo Sales

■ 2020 ■ 2021

