

# Local Market Update – December 2021

A RESEARCH TOOL PROVIDED BY THE COLUMBUS REALTORS®  
BASED ON RESIDENTIAL LISTING DATA ONLY



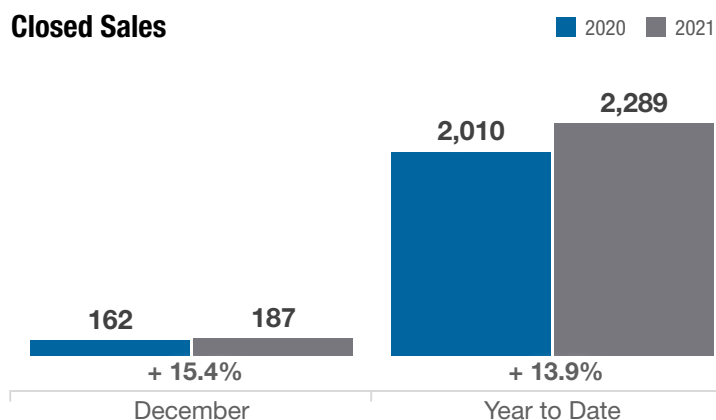
## South-Western City School District (Grove City)

Franklin and Pickaway Counties

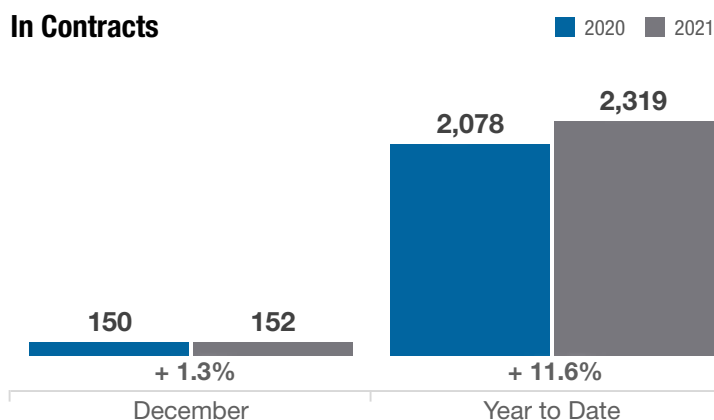
Key Metrics	December			Year to Date		
	2020	2021	% Change	Thru 12-2020	Thru 12-2021	% Change
Closed Sales	162	187	+ 15.4%	2,010	2,289	+ 13.9%
In Contracts	150	152	+ 1.3%	2,078	2,319	+ 11.6%
Average Sales Price*	\$225,568	\$264,584	+ 17.3%	\$220,492	\$257,097	+ 16.6%
Median Sales Price*	\$213,000	\$250,000	+ 17.4%	\$204,250	\$240,500	+ 17.7%
Average Price Per Square Foot*	\$139.02	\$163.81	+ 17.8%	\$134.43	\$158.40	+ 17.8%
Percent of Original List Price Received*	99.8%	100.9%	+ 1.1%	100.4%	103.4%	+ 3.0%
Percent of Last List Price Received*	100.7%	101.0%	+ 0.3%	100.9%	103.5%	+ 2.6%
Days on Market Until Sale	14	10	- 28.6%	16	11	- 31.3%
New Listings	111	130	+ 17.1%	2,135	2,452	+ 14.8%
Median List Price of New Listings	\$200,000	\$247,450	+ 23.7%	\$199,900	\$235,000	+ 17.6%
Median List Price at Time of Sale	\$205,000	\$245,000	+ 19.5%	\$199,900	\$229,900	+ 15.0%
Inventory of Homes for Sale	77	99	+ 28.6%	—	—	—
Months Supply of Inventory	0.4	0.5	+ 25.0%	—	—	—

\* Does not account for sale concessions and/or downpayment assistance. | Percent changes are calculated using rounded figures and can sometimes look extreme due to small sample size.

### Closed Sales



### In Contracts



### Median Sales Price

Current Period



Each data point represents the median sales price in a given month.

# Local Market Update – December 2021

A RESEARCH TOOL PROVIDED BY THE COLUMBUS REALTORS®  
BASED ON RESIDENTIAL LISTING DATA ONLY

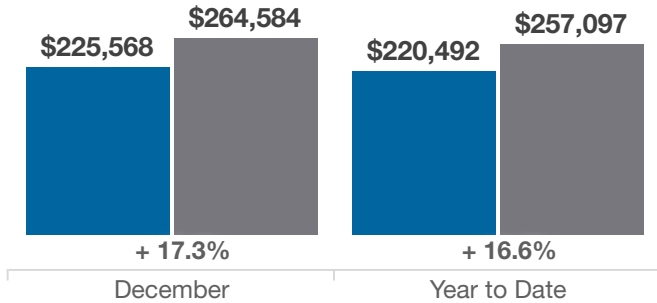


## South-Western City School District (Grove City)

Franklin and Pickaway Counties

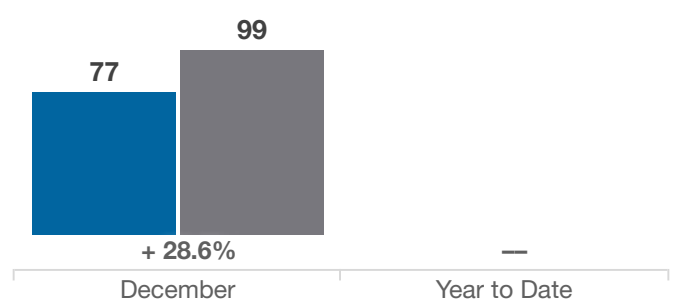
### Average Sales Price

■ 2020 ■ 2021



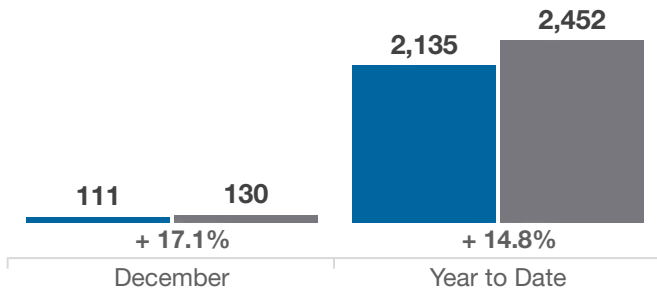
### Inventory of Homes for Sale

■ 2020 ■ 2021



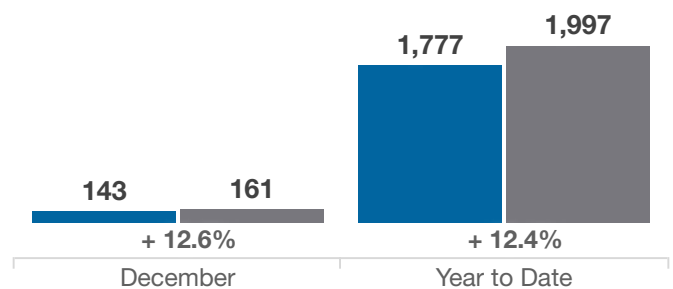
### New Listings

■ 2020 ■ 2021



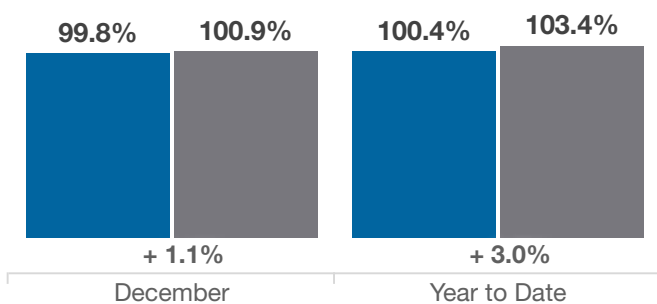
### Single Family Sales

■ 2020 ■ 2021



### Pct. Of Orig. List Price Received

■ 2020 ■ 2021



### Condo Sales

■ 2020 ■ 2021

