

Local Market Update – December 2021

A RESEARCH TOOL PROVIDED BY THE COLUMBUS REALTORS®
BASED ON RESIDENTIAL LISTING DATA ONLY



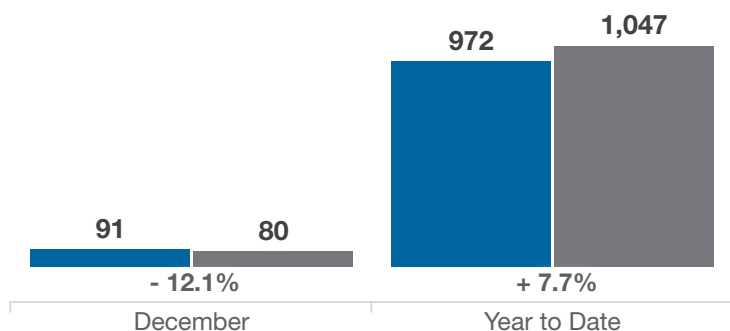
Union County

Key Metrics	December			Year to Date		
	2020	2021	% Change	Thru 12-2020	Thru 12-2021	% Change
Closed Sales	91	80	- 12.1%	972	1,047	+ 7.7%
In Contracts	88	83	- 5.7%	1,010	1,057	+ 4.7%
Average Sales Price*	\$311,778	\$449,565	+ 44.2%	\$325,096	\$396,674	+ 22.0%
Median Sales Price*	\$287,215	\$359,500	+ 25.2%	\$280,000	\$340,995	+ 21.8%
Average Price Per Square Foot*	\$137.10	\$178.02	+ 29.8%	\$141.46	\$167.61	+ 18.5%
Percent of Original List Price Received*	98.3%	100.5%	+ 2.2%	97.9%	101.5%	+ 3.7%
Percent of Last List Price Received*	99.3%	101.1%	+ 1.8%	99.2%	101.9%	+ 2.7%
Days on Market Until Sale	38	19	- 50.0%	38	17	- 55.3%
New Listings	55	47	- 14.5%	1,033	1,106	+ 7.1%
Median List Price of New Listings	\$287,880	\$349,900	+ 21.5%	\$296,900	\$347,861	+ 17.2%
Median List Price at Time of Sale	\$289,000	\$350,400	+ 21.2%	\$284,950	\$330,000	+ 15.8%
Inventory of Homes for Sale	59	58	- 1.7%	—	—	—
Months Supply of Inventory	0.7	0.7	0.0%	—	—	—

* Does not account for sale concessions and/or downpayment assistance. | Percent changes are calculated using rounded figures and can sometimes look extreme due to small sample size.

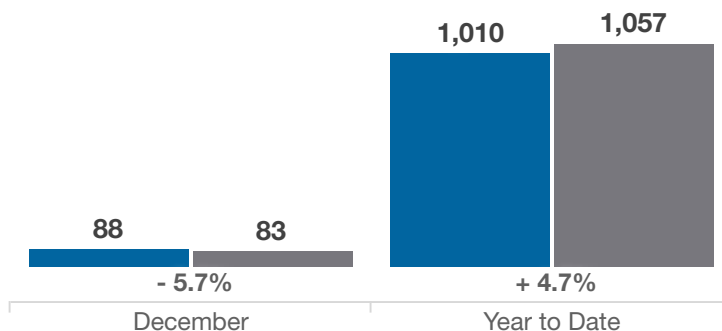
Closed Sales

■ 2020 ■ 2021



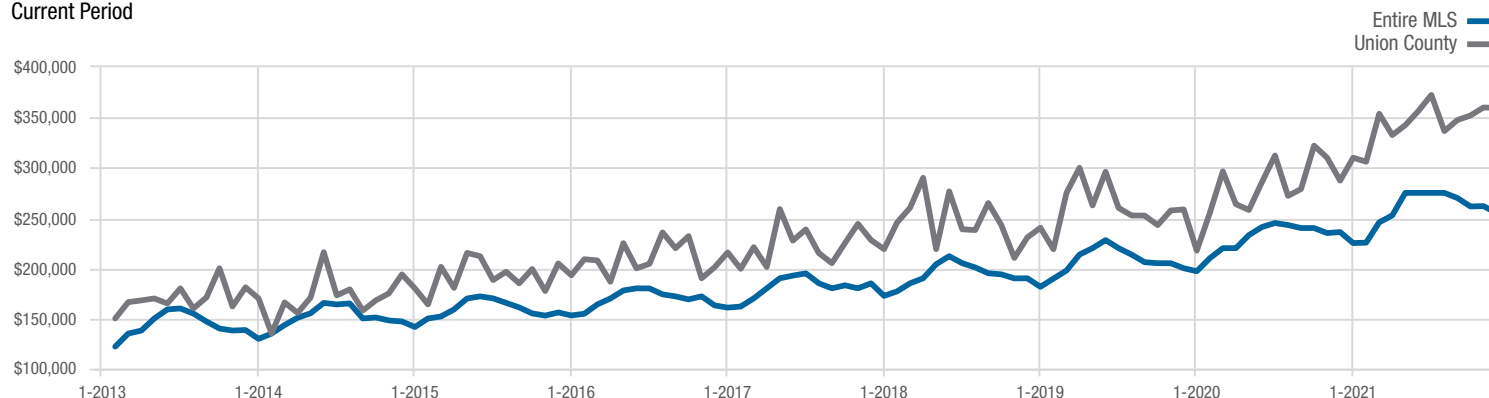
In Contracts

■ 2020 ■ 2021



Median Sales Price

Current Period



Each data point represents the median sales price in a given month.

Local Market Update – December 2021

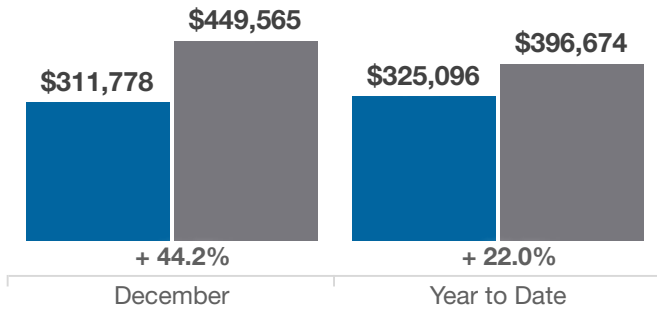
A RESEARCH TOOL PROVIDED BY THE COLUMBUS REALTORS®
BASED ON RESIDENTIAL LISTING DATA ONLY



Union County

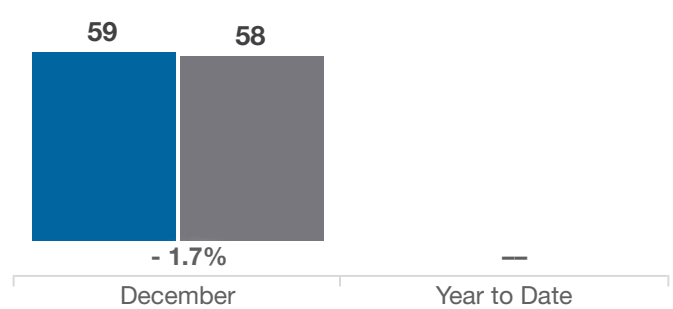
Average Sales Price

■ 2020 ■ 2021



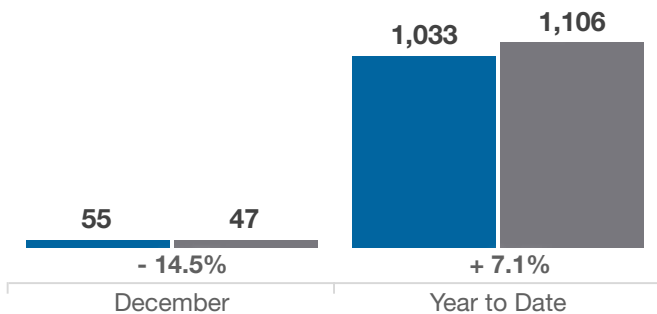
Inventory of Homes for Sale

■ 2020 ■ 2021



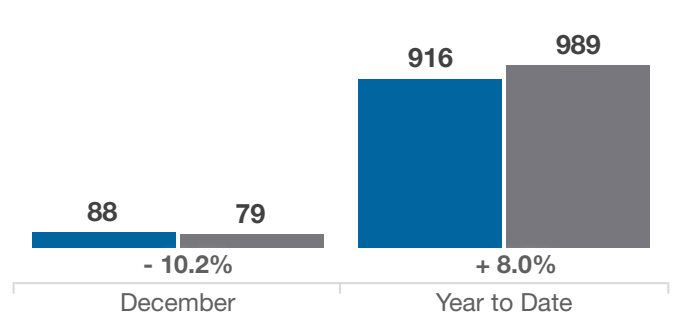
New Listings

■ 2020 ■ 2021



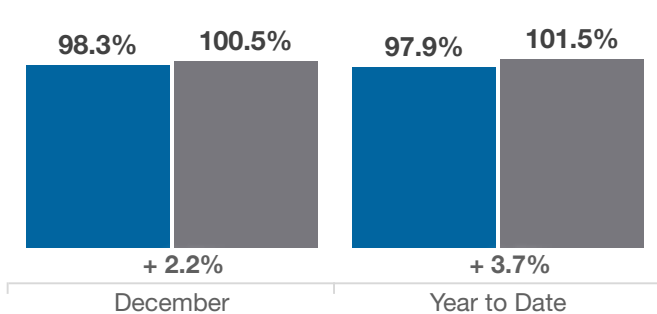
Single Family Sales

■ 2020 ■ 2021



Pct. Of Orig. List Price Received

■ 2020 ■ 2021



Condo Sales

■ 2020 ■ 2021

