

# Local Market Update – December 2021

A RESEARCH TOOL PROVIDED BY THE COLUMBUS REALTORS®  
BASED ON RESIDENTIAL LISTING DATA ONLY



## Upper Arlington City School District

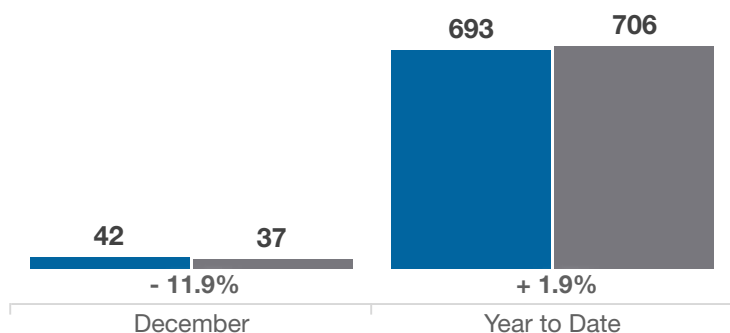
Franklin County

Key Metrics	December			Year to Date		
	2020	2021	% Change	Thru 12-2020	Thru 12-2021	% Change
Closed Sales	42	37	- 11.9%	693	706	+ 1.9%
In Contracts	31	31	0.0%	699	713	+ 2.0%
Average Sales Price*	\$549,153	\$512,941	- 6.6%	\$500,022	\$544,828	+ 9.0%
Median Sales Price*	\$459,500	\$435,000	- 5.3%	\$432,500	\$478,000	+ 10.5%
Average Price Per Square Foot*	\$228.71	\$275.24	+ 20.3%	\$235.25	\$256.18	+ 8.9%
Percent of Original List Price Received*	94.1%	99.0%	+ 5.2%	97.0%	99.6%	+ 2.7%
Percent of Last List Price Received*	97.6%	100.5%	+ 3.0%	99.0%	100.9%	+ 1.9%
Days on Market Until Sale	47	21	- 55.3%	35	19	- 45.7%
New Listings	25	24	- 4.0%	745	740	- 0.7%
Median List Price of New Listings	\$392,500	\$462,450	+ 17.8%	\$445,000	\$484,900	+ 9.0%
Median List Price at Time of Sale	\$464,450	\$439,900	- 5.3%	\$438,000	\$475,000	+ 8.4%
Inventory of Homes for Sale	49	23	- 53.1%	—	—	—
Months Supply of Inventory	0.8	0.4	- 50.0%	—	—	—

\* Does not account for sale concessions and/or downpayment assistance. | Percent changes are calculated using rounded figures and can sometimes look extreme due to small sample size.

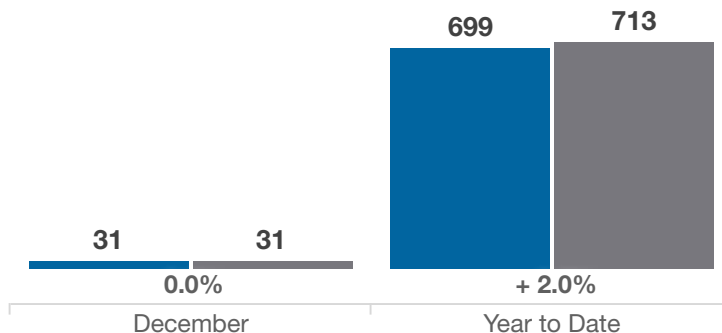
### Closed Sales

■ 2020 ■ 2021



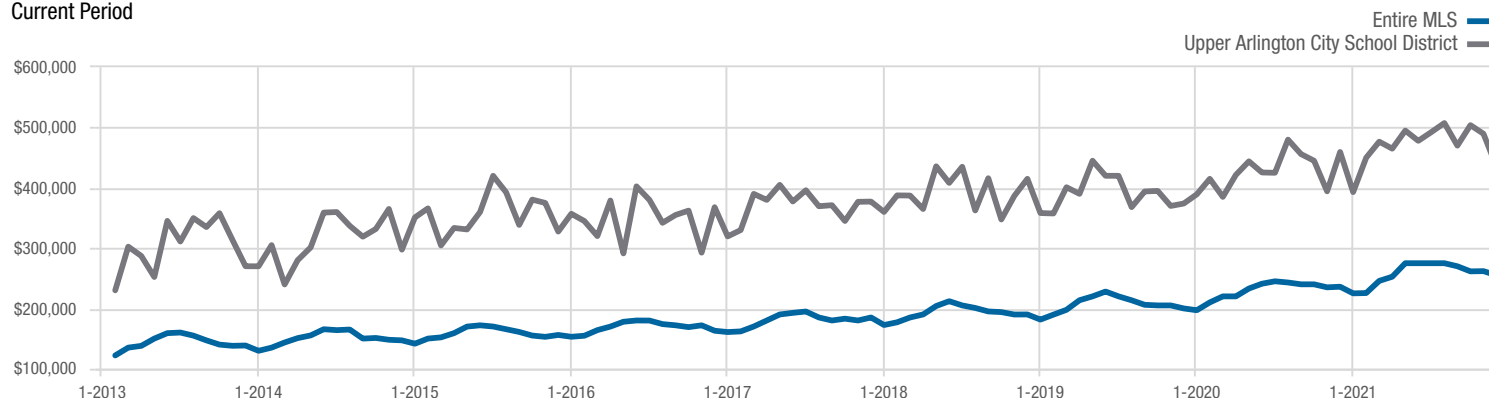
### In Contracts

■ 2020 ■ 2021



### Median Sales Price

Current Period



Each data point represents the median sales price in a given month.

# Local Market Update – December 2021

A RESEARCH TOOL PROVIDED BY THE COLUMBUS REALTORS®  
BASED ON RESIDENTIAL LISTING DATA ONLY

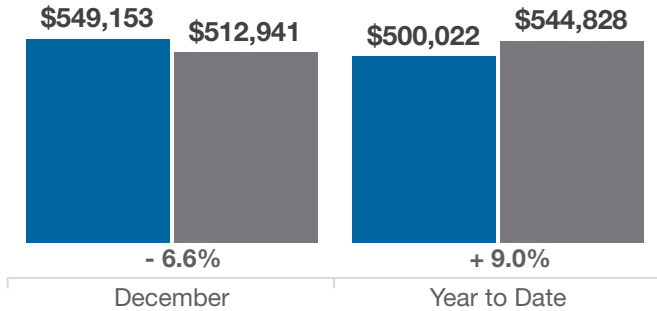


## Upper Arlington City School District

Franklin County

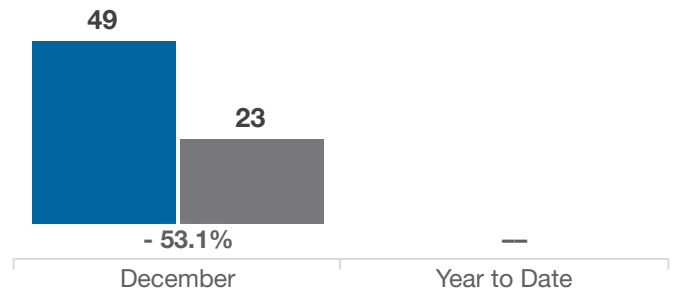
### Average Sales Price

■ 2020 ■ 2021



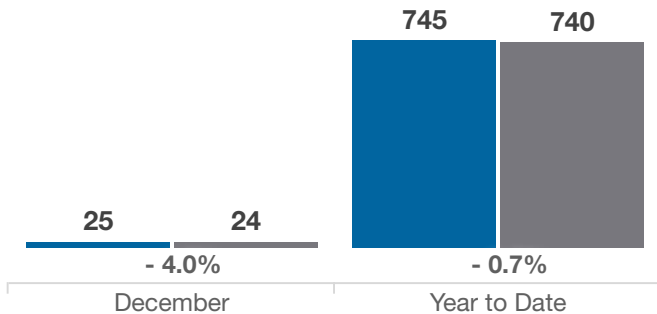
### Inventory of Homes for Sale

■ 2020 ■ 2021



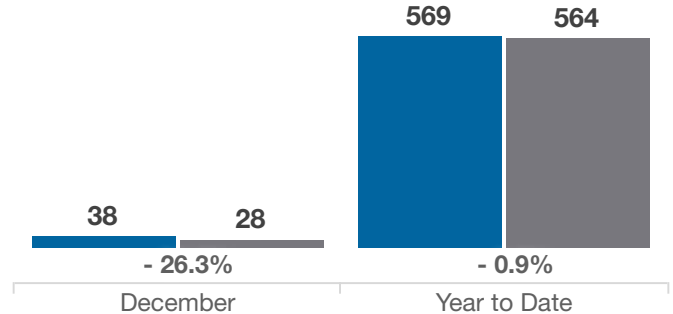
### New Listings

■ 2020 ■ 2021



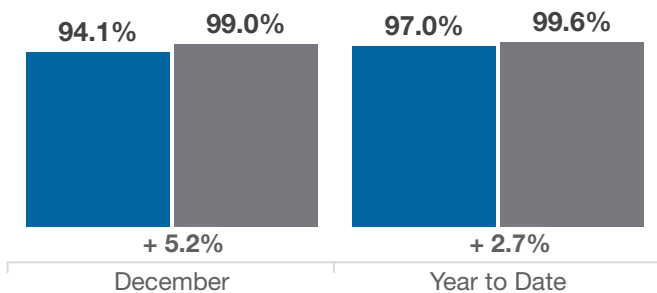
### Single Family Sales

■ 2020 ■ 2021



### Pct. Of Orig. List Price Received

■ 2020 ■ 2021



### Condo Sales

■ 2020 ■ 2021

