

# Local Market Update – December 2021

A RESEARCH TOOL PROVIDED BY THE COLUMBUS REALTORS®  
BASED ON RESIDENTIAL LISTING DATA ONLY



## Washington Court House City School District

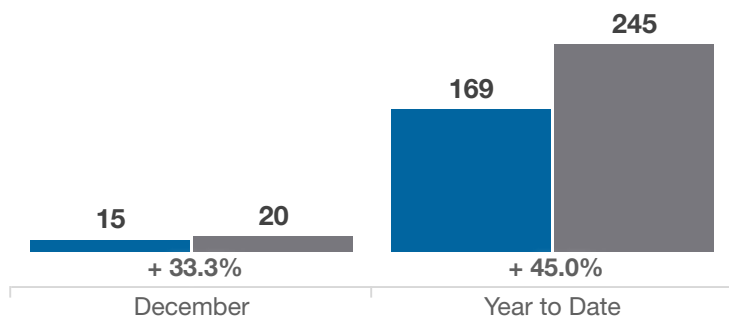
Fayette County

Key Metrics	December			Year to Date		
	2020	2021	% Change	Thru 12-2020	Thru 12-2021	% Change
Closed Sales	15	20	+ 33.3%	169	245	+ 45.0%
In Contracts	23	18	- 21.7%	179	247	+ 38.0%
Average Sales Price*	\$161,986	\$133,910	- 17.3%	\$135,298	\$158,989	+ 17.5%
Median Sales Price*	\$155,000	\$134,000	- 13.5%	\$127,000	\$150,000	+ 18.1%
Average Price Per Square Foot*	\$97.78	\$95.00	- 2.8%	\$85.09	\$102.90	+ 20.9%
Percent of Original List Price Received*	97.1%	95.9%	- 1.2%	97.9%	99.1%	+ 1.2%
Percent of Last List Price Received*	96.5%	98.5%	+ 2.1%	99.2%	99.8%	+ 0.6%
Days on Market Until Sale	35	35	0.0%	30	29	- 3.3%
New Listings	9	18	+ 100.0%	207	258	+ 24.6%
Median List Price of New Listings	\$84,900	\$179,900	+ 111.9%	\$127,400	\$148,950	+ 16.9%
Median List Price at Time of Sale	\$154,900	\$144,450	- 6.7%	\$124,900	\$149,000	+ 19.3%
Inventory of Homes for Sale	16	11	- 31.3%	—	—	—
Months Supply of Inventory	1.1	0.5	- 54.5%	—	—	—

\* Does not account for sale concessions and/or downpayment assistance. | Percent changes are calculated using rounded figures and can sometimes look extreme due to small sample size.

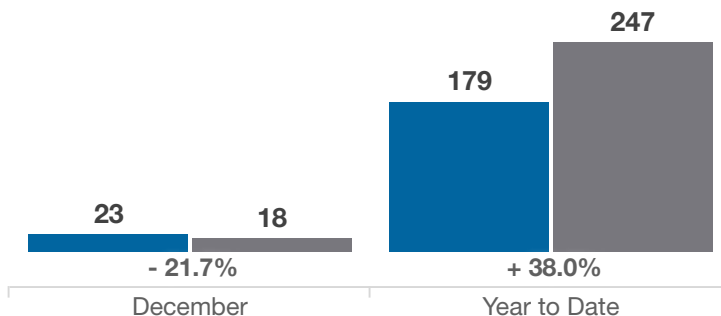
### Closed Sales

■ 2020 ■ 2021



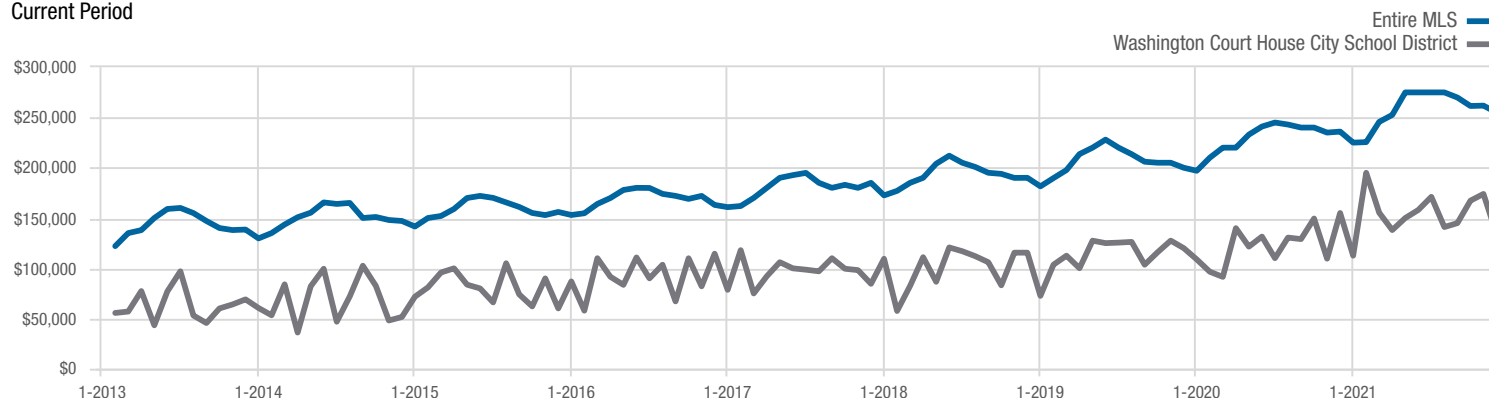
### In Contracts

■ 2020 ■ 2021



### Median Sales Price

Current Period



Each data point represents the median sales price in a given month.

# Local Market Update – December 2021

A RESEARCH TOOL PROVIDED BY THE COLUMBUS REALTORS®  
BASED ON RESIDENTIAL LISTING DATA ONLY

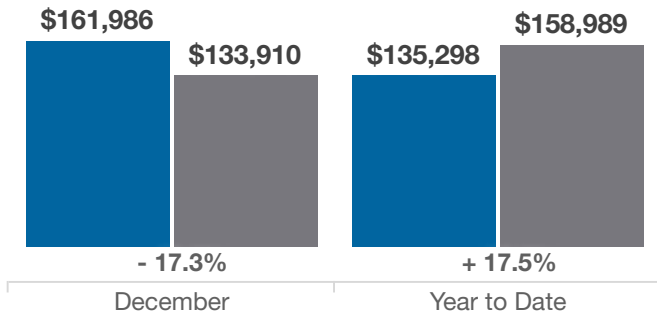


## Washington Court House City School District

Fayette County

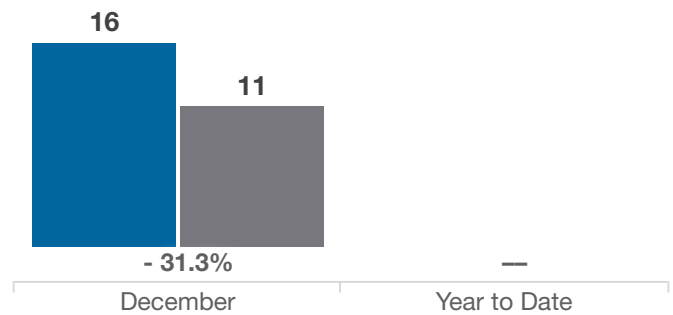
### Average Sales Price

■ 2020 ■ 2021



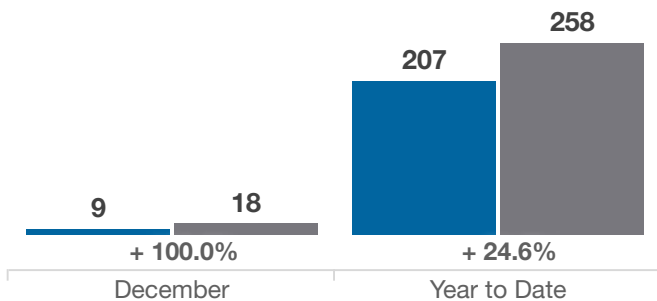
### Inventory of Homes for Sale

■ 2020 ■ 2021



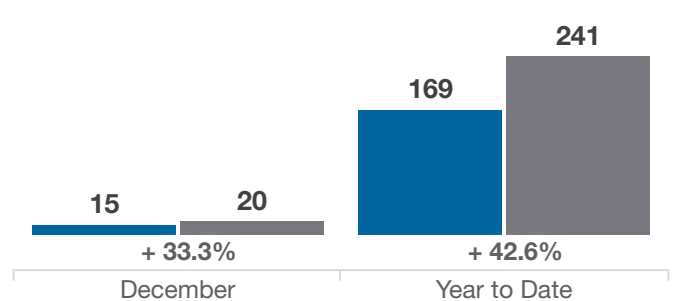
### New Listings

■ 2020 ■ 2021



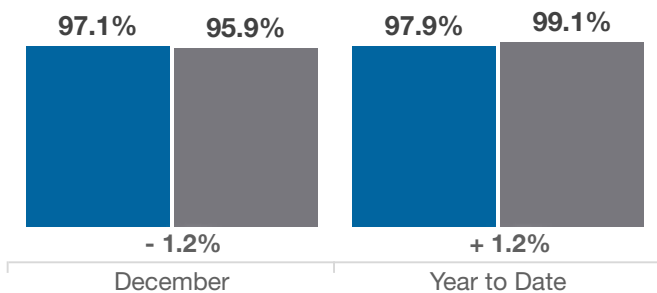
### Single Family Sales

■ 2020 ■ 2021



### Pct. Of Orig. List Price Received

■ 2020 ■ 2021



### Condo Sales

■ 2020 ■ 2021

