

Local Market Update – December 2021

A RESEARCH TOOL PROVIDED BY THE COLUMBUS REALTORS®
BASED ON RESIDENTIAL LISTING DATA ONLY



Worthington (Corp.)

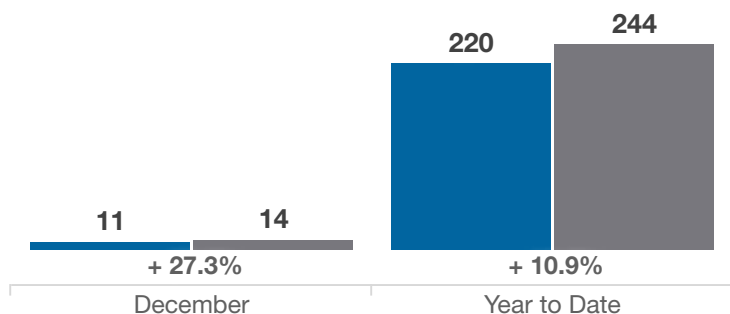
Franklin County

Key Metrics	December			Year to Date		
	2020	2021	% Change	Thru 12-2020	Thru 12-2021	% Change
Closed Sales	11	14	+ 27.3%	220	244	+ 10.9%
In Contracts	15	9	- 40.0%	223	242	+ 8.5%
Average Sales Price*	\$379,727	\$334,107	- 12.0%	\$363,143	\$406,567	+ 12.0%
Median Sales Price*	\$410,500	\$343,000	- 16.4%	\$336,250	\$388,000	+ 15.4%
Average Price Per Square Foot*	\$209.06	\$217.50	+ 4.0%	\$201.07	\$230.23	+ 14.5%
Percent of Original List Price Received*	100.3%	98.7%	- 1.6%	99.7%	102.4%	+ 2.7%
Percent of Last List Price Received*	102.1%	99.5%	- 2.5%	100.8%	103.3%	+ 2.5%
Days on Market Until Sale	27	13	- 51.9%	19	12	- 36.8%
New Listings	7	9	+ 28.6%	231	261	+ 13.0%
Median List Price of New Listings	\$279,900	\$320,000	+ 14.3%	\$335,000	\$389,900	+ 16.4%
Median List Price at Time of Sale	\$389,000	\$339,500	- 12.7%	\$329,950	\$389,900	+ 18.2%
Inventory of Homes for Sale	7	7	0.0%	—	—	—
Months Supply of Inventory	0.4	0.3	- 25.0%	—	—	—

* Does not account for sale concessions and/or downpayment assistance. | Percent changes are calculated using rounded figures and can sometimes look extreme due to small sample size.

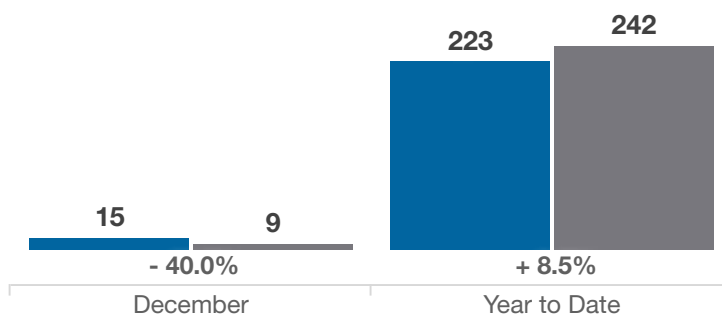
Closed Sales

■ 2020 ■ 2021



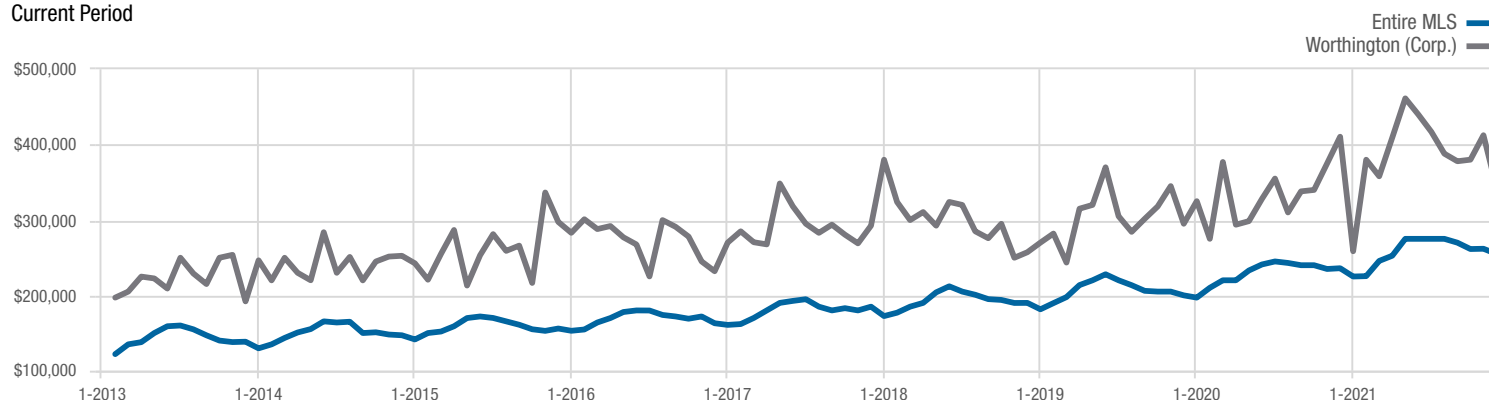
In Contracts

■ 2020 ■ 2021



Median Sales Price

Current Period



Each data point represents the median sales price in a given month.

Local Market Update – December 2021

A RESEARCH TOOL PROVIDED BY THE COLUMBUS REALTORS®
BASED ON RESIDENTIAL LISTING DATA ONLY

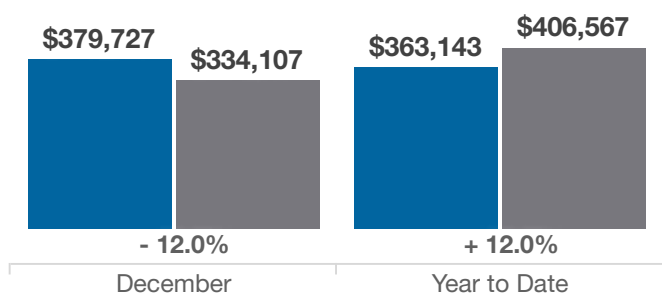


Worthington (Corp.)

Franklin County

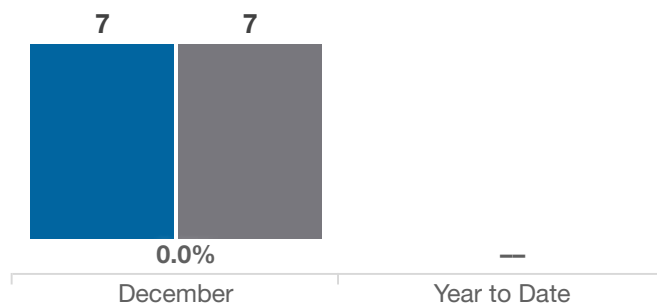
Average Sales Price

■ 2020 ■ 2021



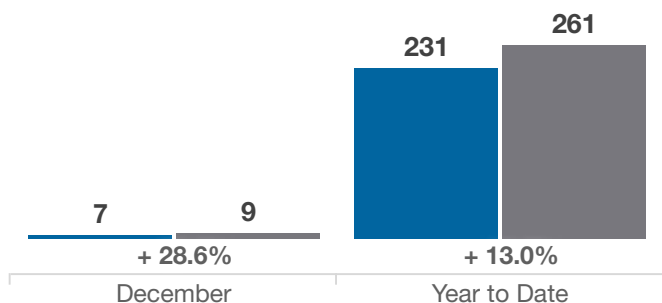
Inventory of Homes for Sale

■ 2020 ■ 2021



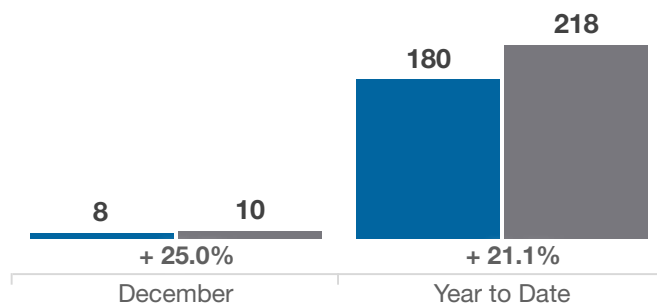
New Listings

■ 2020 ■ 2021



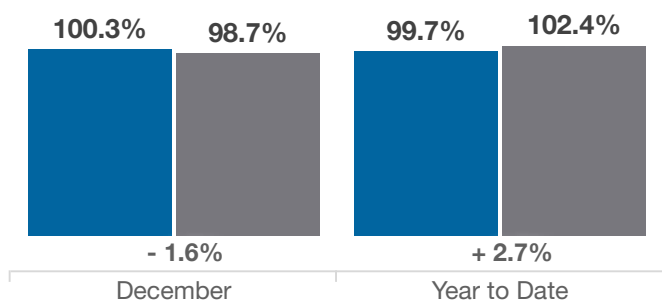
Single Family Sales

■ 2020 ■ 2021



Pct. Of Orig. List Price Received

■ 2020 ■ 2021



Condo Sales

■ 2020 ■ 2021

