

Local Market Update – January 2022

A RESEARCH TOOL PROVIDED BY THE COLUMBUS REALTORS®
BASED ON RESIDENTIAL LISTING DATA ONLY



Big Walnut Local School District

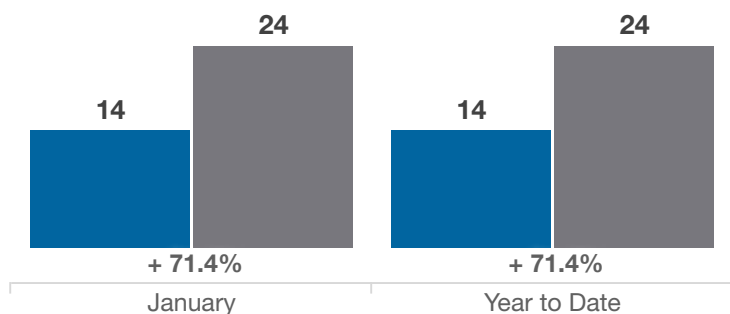
Delaware County

Key Metrics	January			Year to Date		
	2021	2022	% Change	Thru 1-2021	Thru 1-2022	% Change
Closed Sales	14	24	+ 71.4%	14	24	+ 71.4%
In Contracts	20	34	+ 70.0%	20	34	+ 70.0%
Average Sales Price*	\$337,550	\$493,526	+ 46.2%	\$337,550	\$493,526	+ 46.2%
Median Sales Price*	\$311,500	\$430,000	+ 38.0%	\$311,500	\$430,000	+ 38.0%
Average Price Per Square Foot*	\$170.50	\$206.99	+ 21.4%	\$170.50	\$206.99	+ 21.4%
Percent of Original List Price Received*	95.9%	100.6%	+ 4.9%	95.9%	100.6%	+ 4.9%
Percent of Last List Price Received*	98.0%	101.2%	+ 3.3%	98.0%	101.2%	+ 3.3%
Days on Market Until Sale	37	9	- 75.7%	37	9	- 75.7%
New Listings	22	31	+ 40.9%	22	31	+ 40.9%
Median List Price of New Listings	\$362,500	\$511,215	+ 41.0%	\$362,500	\$511,215	+ 41.0%
Median List Price at Time of Sale	\$323,950	\$438,286	+ 35.3%	\$323,950	\$438,286	+ 35.3%
Inventory of Homes for Sale	29	21	- 27.6%	—	—	—
Months Supply of Inventory	1.1	0.6	- 45.5%	—	—	—

* Does not account for sale concessions and/or downpayment assistance. | Percent changes are calculated using rounded figures and can sometimes look extreme due to small sample size.

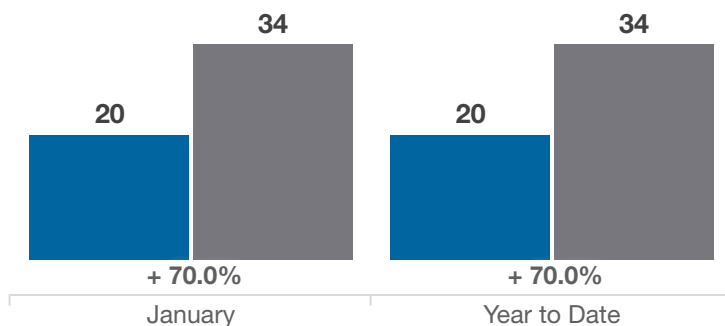
Closed Sales

■ 2021 ■ 2022



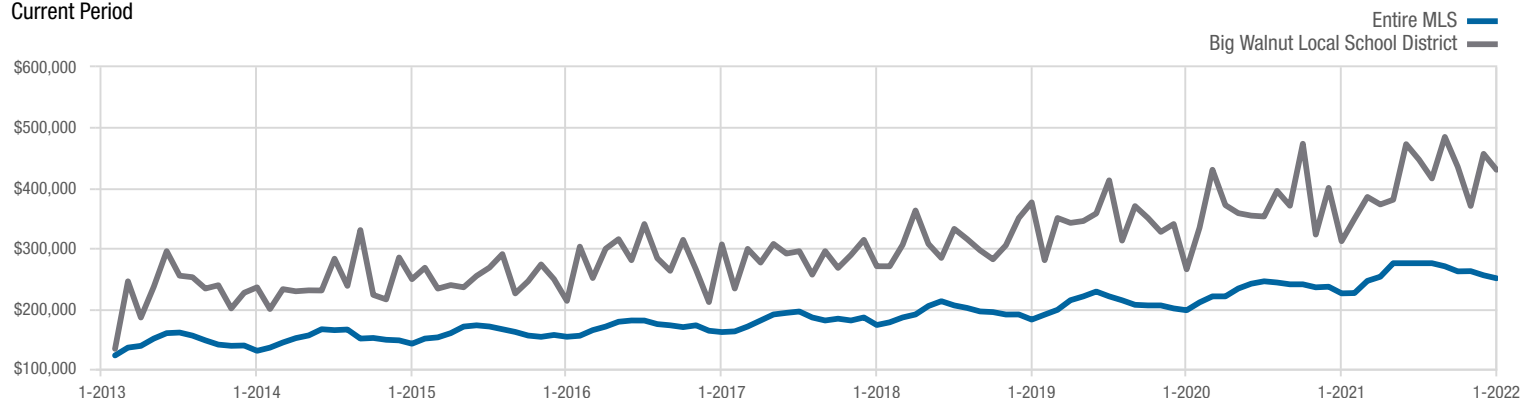
In Contracts

■ 2021 ■ 2022



Median Sales Price

Current Period



Each data point represents the median sales price in a given month.

Local Market Update – January 2022

A RESEARCH TOOL PROVIDED BY THE COLUMBUS REALTORS®
BASED ON RESIDENTIAL LISTING DATA ONLY

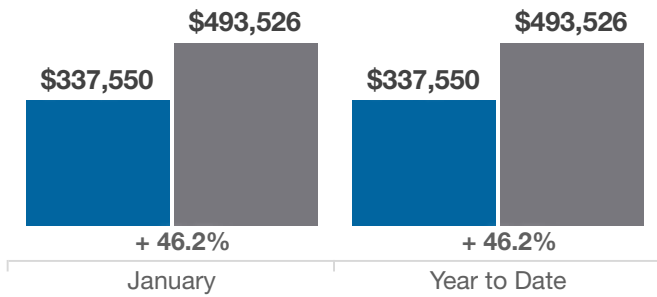


Big Walnut Local School District

Delaware County

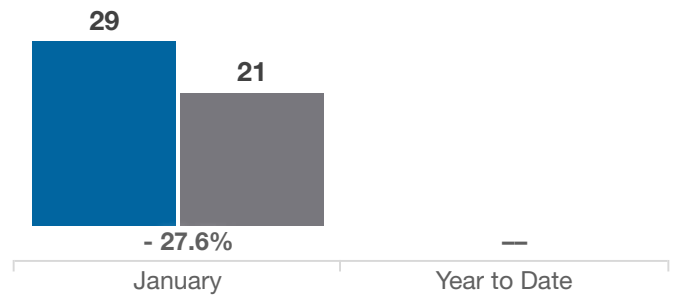
Average Sales Price

■ 2021 ■ 2022



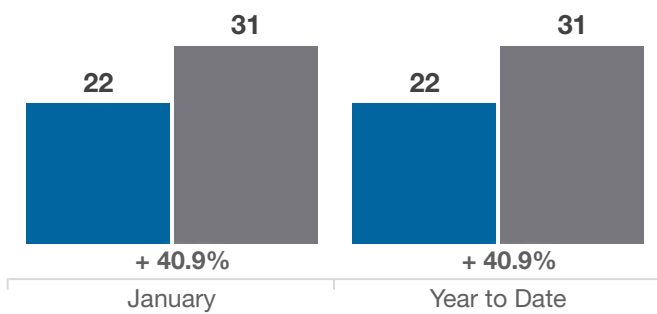
Inventory of Homes for Sale

■ 2021 ■ 2022



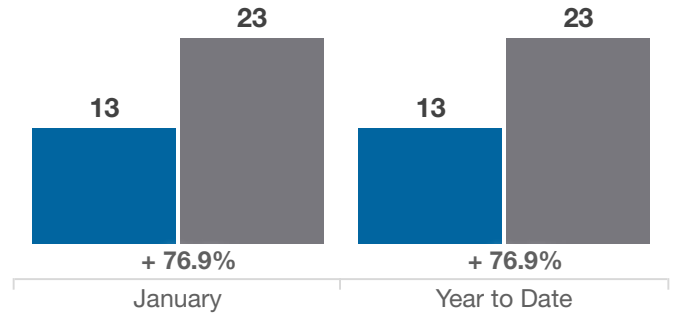
New Listings

■ 2021 ■ 2022



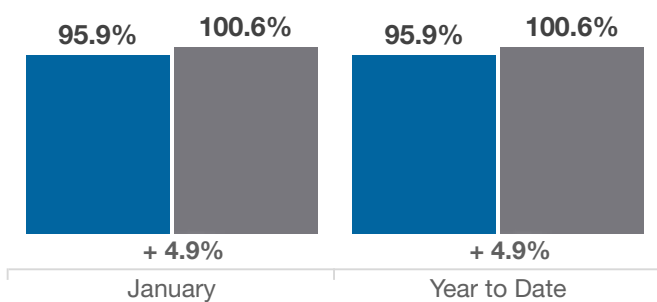
Single Family Sales

■ 2021 ■ 2022



Pct. Of Orig. List Price Received

■ 2021 ■ 2022



Condo Sales

■ 2021 ■ 2022

