

Local Market Update – January 2022

A RESEARCH TOOL PROVIDED BY THE COLUMBUS REALTORS®
BASED ON RESIDENTIAL LISTING DATA ONLY



Circleville City School District

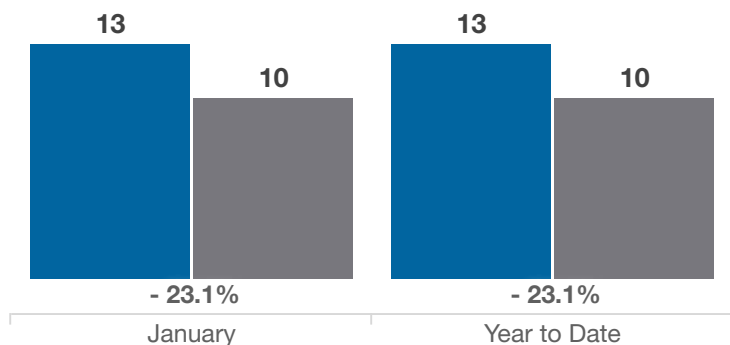
Pickaway County

Key Metrics	January			Year to Date		
	2021	2022	% Change	Thru 1-2021	Thru 1-2022	% Change
Closed Sales	13	10	- 23.1%	13	10	- 23.1%
In Contracts	8	15	+ 87.5%	8	15	+ 87.5%
Average Sales Price*	\$183,546	\$230,490	+ 25.6%	\$183,546	\$230,490	+ 25.6%
Median Sales Price*	\$155,000	\$217,450	+ 40.3%	\$155,000	\$217,450	+ 40.3%
Average Price Per Square Foot*	\$133.17	\$141.40	+ 6.2%	\$133.17	\$141.40	+ 6.2%
Percent of Original List Price Received*	98.6%	101.1%	+ 2.5%	98.6%	101.1%	+ 2.5%
Percent of Last List Price Received*	99.2%	101.6%	+ 2.4%	99.2%	101.6%	+ 2.4%
Days on Market Until Sale	14	11	- 21.4%	14	11	- 21.4%
New Listings	7	13	+ 85.7%	7	13	+ 85.7%
Median List Price of New Listings	\$249,900	\$234,000	- 6.4%	\$249,900	\$234,000	- 6.4%
Median List Price at Time of Sale	\$159,900	\$212,450	+ 32.9%	\$159,900	\$212,450	+ 32.9%
Inventory of Homes for Sale	10	13	+ 30.0%	—	—	—
Months Supply of Inventory	0.7	0.9	+ 28.6%	—	—	—

* Does not account for sale concessions and/or downpayment assistance. | Percent changes are calculated using rounded figures and can sometimes look extreme due to small sample size.

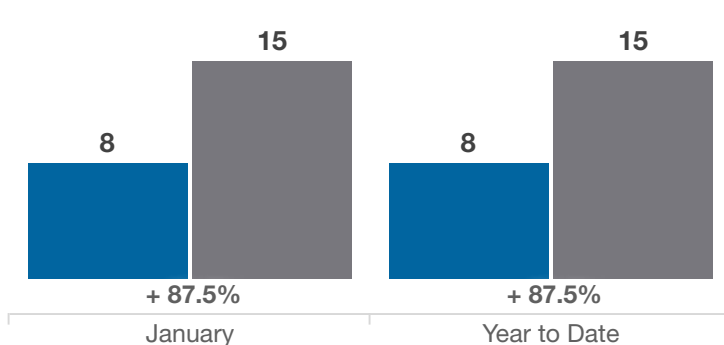
Closed Sales

■ 2021 ■ 2022



In Contracts

■ 2021 ■ 2022



Median Sales Price

Current Period



Each data point represents the median sales price in a given month.

Local Market Update – January 2022

A RESEARCH TOOL PROVIDED BY THE COLUMBUS REALTORS®
BASED ON RESIDENTIAL LISTING DATA ONLY

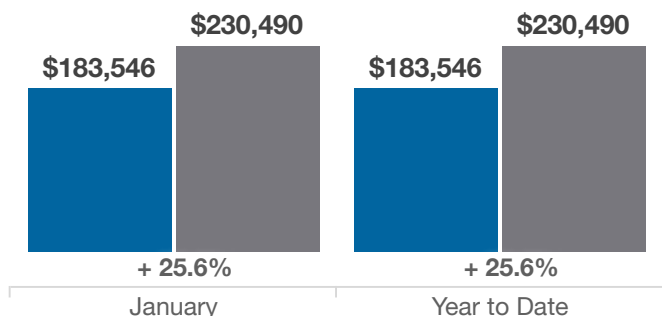


Circleville City School District

Pickaway County

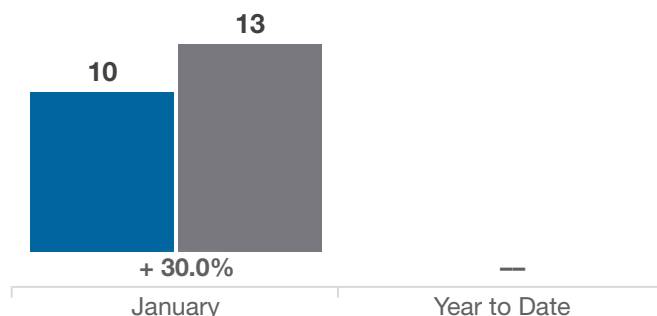
Average Sales Price

■ 2021 ■ 2022



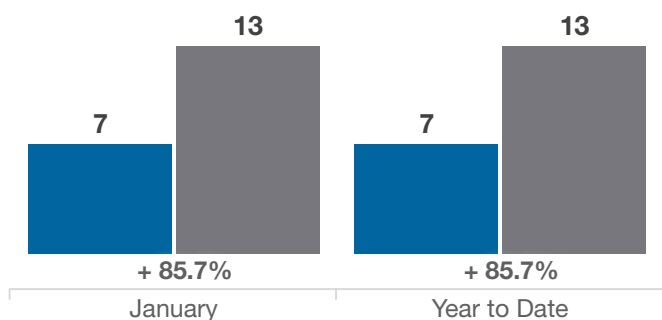
Inventory of Homes for Sale

■ 2021 ■ 2022



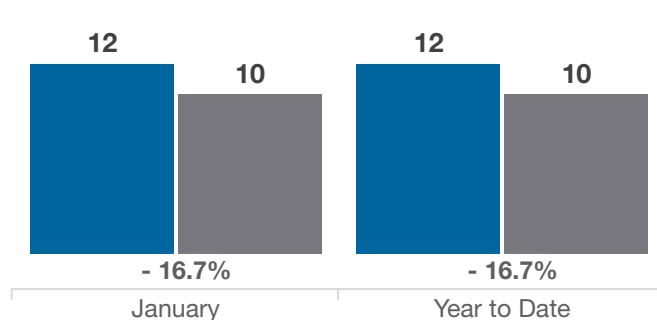
New Listings

■ 2021 ■ 2022



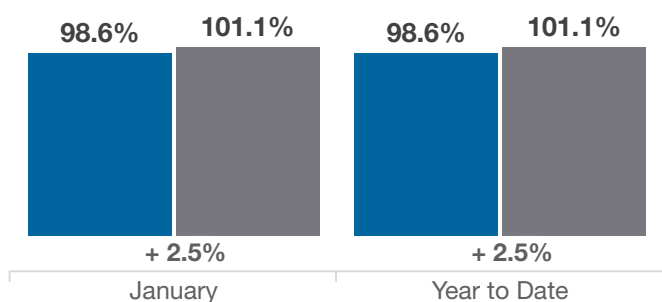
Single Family Sales

■ 2021 ■ 2022



Pct. Of Orig. List Price Received

■ 2021 ■ 2022



Condo Sales

■ 2021 ■ 2022

